



Motech

Pulegge dentate *Timing Pulleys*

Pulegge dentate

Motech dispone di un'ampia varietà di pulegge realizzate in acciaio o alluminio perfettamente complementari all'intera gamma di cinghie.

Per poter garantire rapidità nelle consegne si è scelto di realizzare uno stock importante di materiale commerciale, come barre, pulegge, piastre ecc.

La produzione di pulegge a disegno rimane tuttavia il core business del nostro lavoro; dalla realizzazione di qualsiasi tipo di profilo ai trattamenti superficiali per migliorare la resistenza all'usura o alla corrosione (incluso indurimento, anodizzazione, zincatura o brunitura).

La crescente richiesta di basso attrito, ridotta rumorosità e precisione delle trasmissioni ci pone continuamente davanti a nuove sfide.

Grazie ad una moderna tecnologia produttiva, Motech è in grado di offrire ai propri clienti diversi tipi di lavorazioni, come geometrie speciali per un miglior adattamento della puleggia dentata all'esigenza applicativa. In combinazione con le nostre cinghie dentate PU-M, PU-V, PU-Flex si possono realizzare trasmissioni ad altissimo grado di efficienza.

Timing pulleys

Motech offer a range of synchronising pulleys made of steel or aluminium optimally matching to the entire range of timing belts. In order to ensure fast availability, it has been made an extensive stock of commercial material such as bars, pulleys, plates etc.

The manufacture of customized pulleys based on drawings is, however, the core business of our service. From the creation of any type of profile to special surface coating in order to improve the wear resistance or corrosion (including hard coating, anodizing, galvanizing or burnishing).

The ever increasing requirements for low-friction, low-noise and precise drive elements continually present us with new challenges. Thanks to modern production technology, Motech can offer its customers extensive machining options as well as special geometries for a better adaptation of the synchronizing pulleys to the relevant application. In combination with the PU-M, PU-V, PU-Flex timing belts, is possible to realize transmissions with a very high degree of efficiency.

Introduzione / Intro

Materiali delle pulegge dentate / <i>Materials for Timing Pulleys</i>	4
Trattamenti superficiali / <i>Surface Treatment</i>	5
Gioco dei denti / <i>Tooth Gap</i>	6

Pulegge dentate / Timing Pulleys

Pulegge dentate passo metrico T2,5 / <i>T2.5 metric pitch timing pulleys</i>	7
Pulegge dentate passo metrico T5 / <i>T5 metric pitch timing pulleys</i>	8-9
Pulegge dentate passo metrico T10 / <i>T10 metric pitch timing pulleys</i>	10-11
Pulegge dentate passo metrico T20 / <i>T20 metric pitch timing pulleys</i>	12-13
Pulegge dentate passo metrico AT3 / <i>AT3 metric pitch timing pulleys</i>	14-15
Pulegge dentate passo metrico AT5 / <i>AT5 metric pitch timing pulleys</i>	16-17
Pulegge dentate passo metrico AT10 / <i>AT10 metric pitch timing pulleys</i>	18-19
Pulegge dentate passo metrico AT20 / <i>AT20 metric pitch timing pulleys</i>	20-21
Pulegge dentate passo metrico ATP10 / <i>ATP10 metric pitch timing pulleys</i>	22-23
Pulegge dentate passo metrico ATP15 / <i>ATP15 metric pitch timing pulleys</i>	24-25
Pulegge dentate passo in pollici MXL / <i>MXL imperial pitch timing pulleys</i>	26
Pulegge dentate passo in pollici XL / <i>XL imperial pitch timing pulleys</i>	27-28
Pulegge dentate passo in pollici L / <i>L imperial pitch timing pulleys</i>	29-32
Pulegge dentate passo in pollici H / <i>H imperial pitch timing pulleys</i>	33-37
Pulegge dentate passo in pollici XH / <i>XH imperial pitch timing pulleys</i>	38
Pulegge dentate passo HTD3 / <i>HTD3 pitch timing pulleys</i>	39-40
Pulegge dentate passo HTD5 / <i>HTD5 pitch timing pulleys</i>	41-42
Pulegge dentate passo HTD8 / <i>HTD8 pitch timing pulleys</i>	43-44
Pulegge dentate passo HTD14 / <i>HTD14 pitch timing pulleys</i>	45-47

Pulegge dentate per bussola conica/ Taper Bore Timing Pulleys

Pulegge dentate passo HTD8 per bussola / <i>HTD8 pitch taper bore timing pulleys</i>	48-49
Pulegge dentate passo HTD14 per bussola / <i>HTD14 pitch taper bore timing pulleys</i>	50-52
Pulegge dentate passo L per bussola / <i>L pitch taper bore timing pulleys</i>	53-54
Pulegge dentate passo H per bussola / <i>H pitch taper bore timing pulleys</i>	55-57

Barre dentate / Timing Bars

Barre dentate passo metrico T / <i>T Metric pitch timing bars</i>	58-59
Barre dentate passo metrico AT / <i>AT Metric pitch timing bars</i>	60-61
Barre dentate passo metrico ATP / <i>ATP Metric pitch timing bars</i>	62
Barre dentate passo HTD / <i>HTD pitch timing bars</i>	63-64
Barre dentate passo Pollici / <i>Imperial pitch timing bars</i>	65-67

Piastre dentate / Clamping plates

Piastre dentate / <i>Clamping plates</i>	68
--	----

Bussole coniche / Taper bushes

Bussole coniche / <i>Taper bushes</i>	69-70
---------------------------------------	-------

Flange per pulegge dentate / Flanges for timing pulleys

Flange per pulegge dentate / <i>Flanges for timing pulleys</i>	71-73
--	-------

Pulegge dentate a disegno/ Custom Made Timing Pulleys

Schizzo per pulegge dentate a disegno / <i>Design sketch for custom made timing pulleys</i>	74
	75-77

Materiali per pulegge dentate Materials for Timing Pulleys

Motech fornisce pulegge dentate utilizzando diversi tipi di materiale a seconda dell'applicazione. Si utilizzano prodotti semilavorati da fusione o da barra.

Motech provides various materials for diverse areas of application for synchronising pulleys. We only use pressed and drawn semi-finished products.

Materiali standard / Standard materials

Materiali / Material	Materiali secondo DIN EN / Material no. as per DIN EN	Carico di trazione / Tensile strength [N/mm ²]	Carico di snervamento / Yield strength RP0,2 [N/m ²]
AlCuMg1 AlCu4MgSi(A)	3.1325 EN AW-2017A	360-400	220-250
AlMgSi1 (F30) AlSiMgMn	3.2315.72 EN AW-6082	310-350	240-320
AlZnMgCu 0,5 (F45) AlZn5Mg3Cu	3.4345.71 EN AW-7022	410-450	330-370
AlMg3 (F19) AlMg3	3.3535.07 EN AW-5754	190-240	90-120
AlMg4,5Mn (F27) AlMg4,5Mn0,7	3.3547.10 EN AW-5083	275	110-125

Materiali consigliati per la creazione di pulegge in acciaio *Material recommendation for synchronising pulleys made from steel*

Materiali / Material	Carico di trazione / Tensile strength [N/mm ²]	Carico di snervamento / Yield strength RP0,2 [N/m ²]	Temprabilità / Hardenability
11SMn30 / 1.0715	380 - 570	min. 245	-----
16MnCrS5+FP / 1.7131	780 -1080	440	41-49 HRC
C45 / 1.0503	580	305 - 370	55-62 HRC
42CrMo4 / 1.7225	100 - 1200	650-900	53-62 HRC

Materiali consigliati per la creazione di pulegge in acciaio inox *Material recommendation for synchronising pulleys made from stainless steel*

Materiali / Material	Carico di trazione / Tensile strength [N/mm ²]	Carico di snervamento / Yield strength RP0,2 [N/m ²]
X5CrNi 1810 / VA 1.4301	550 - 750	235
X6CrNiMoTi 17-12-2 / VA 1.4571	540 - 690	240

Trattamenti superficiali realizzabili su pulegge in alluminio / Surface refinement for synchronising pulleys made from aluminium

Trattamento / Surface treatment	Uso / Use	Breve descrizione / Brief description
Anodizzazione / Anodising	<p>Protezione superficiale protettivo contro la corrosione. Lo strato di durezza rientra nel range 250-350 HV, lo strato ossidato risultante sull'anodizzazione assicura un'ottima resistenza alla corrosione. I componenti anodizzati mostrano una ottima forza di anti abrasione e possono essere forniti con uno speciale trattamento di antiatrito per applicazioni particolari, in modo tale da avere una forza abrasiva pari a zero. Lo strato di alluminio anodizzato resiste alle alte temperature e può arrivare fino a 2000°C.</p> <p><i>Decorative corrosion protection for the surface. The layer hardness is in the range 250-350 HV, the oxide layer resulting from anodising ensures very good resistance to wear and prevents corrosion symptoms. Anodised components exhibit tremendous abrasion strength and can be provided with special glide properties for particular applications so that the adhesive abrasion is virtually zero. The aluminium oxide layers are very temperature resistant and can be heated to 2,000°C.</i></p>	<p>Spessore fino a max. 20 µm / Layer thickness to max. 20 µm</p> <p>Disponibile nelle versioni / Available in the versions: Naturale / Natural Nera / Black Incolore / uncoloured (silver)</p>
Anodizzazione dura / Hard anodising Teflonatura dura / Hard anodising or hard coating	<p>Protezione contro l'usura. <i>Wear protection</i></p> <p>Optional: + PTFE</p> <p>Protezione contro l'usura. <i>Wear protection</i></p> <p>La durezza dello strato anodizzato arriva fino a 550 HV. <i>The layer hardness is in the range up to 550 HV</i></p> <p>L'anodizzazione dura (rivestimenti duri) è molto più forte (arriva fino a 550 Vickers), più densa e anche più spessa della normale anodizzazione. <i>The hard anodising (hard coatings) means significantly harder (up to 550 Vickers), denser and also thicker oxide layers than with normal anodising.</i></p>	<p>Spessore 30 -80µm / Layer thickness 30 -80µm</p> <p>Teflonatura per ottimizzare pe proprietà di scorrimento / Teflon coating for improved glide properties</p>
Teflonatura / Easy Glide	<p>A base di Teflon a basso attrito per la riduzione del rumore e l'ottimizzazione delle proprietà di scorrimento nella zona di lavoro. Adatto per tutte le pulegge dentate in alluminio e acciaio nel campo di applicazione da -40°C a +180°C. <i>A Teflon-based low-friction paint coating for noise reduction and optimisation of the glide properties in the run-in area. Suitable for all aluminium and steel toothed pulleys in the application range from -40°C to +180°C</i></p>	<p>Spessore 10- 30µm / Layer thickness 10- 30µm</p>

Trattamenti superficiali Surface Treatment

Trattamenti superficiali realizzabili su pulegge in acciaio / Surface refinement for synchronising pulleys made from steel

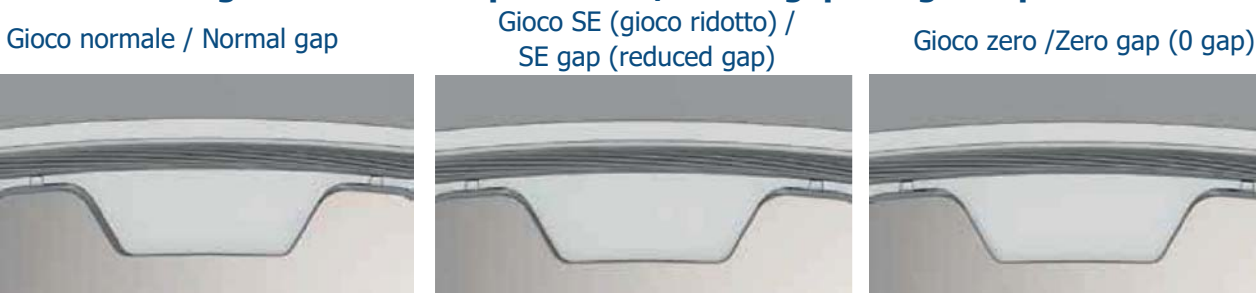
Trattamento / Surface treatment	Uso / Use	Breve descrizione / Brief description
Zincatura / Galvanize	Protezione anticorrosione per tutte le leghe di acciaio. <i>Corrosion protection for all steel alloys</i>	Spessore da 5 a 8µm / <i>Layer thickness 5 to 8µm</i>
Brunitura / Browning	Protezione anticorrosione per tutte le leghe di acciaio. <i>Corrosion protection for all steel alloys</i>	Decorativa in colore nero / <i>Decorative: Colour black</i> Protezione anticorrosione per parti interne / <i>Corrosion protection for dry internal areas</i>
Nichelatura chimica / Chemical Nickel plating	Protezione anticorrosione. <i>Corrosion protection</i>	Per tutte le leghe di acciaio e alluminio / <i>All steel and aluminium alloys</i>
Nitrurazione / Plasma nitriding	Protezione contro l'usura. <i>Wear protection</i>	Per tutti gli acciai che contengono carbonio / <i>All steels containing carbon</i>
Teflonatura / Easy Glide	A base di Teflon a basso attrito per la riduzione del rumore e l'ottimizzazione delle proprietà di scorrimento nella zona di lavoro. Adatto per tutte le pulegge dentate in alluminio e acciaio nel campo di applicazione da -40°C a +180°C. <i>A Teflon-based low-friction paint coating for noise reduction and optimisation of the glide properties in the run-in area. Suitable for all aluminium and steel toothed pulleys in the application range from -40°C to +180°C.</i>	Per tutti gli acciai che contengono carbonio / <i>All steels containing carbon.</i> Maggiore proprietà di scorrimento. <i>Improved glide properties.</i> Spessore 30 µm / <i>Layer thickness 30µm</i>

Trattamenti superficiali realizzabili su pulegge in acciaio inox / Surface refinement for synchronising pulleys made from VA (material no. 1.4301)

Trattamento / Surface treatment	Uso / Use	Breve descrizione / Brief description
Decappaggio elettrochimico e lucidatura / Electrochemical pickling & polishing	Industria Alimentare. <i>Food industry</i>	Rendere lisce superfici ruvide facilita la pulizia e previene la formazione di germi / <i>Smoothing the surface roughness makes cleaning easier and helps prevent germs.</i>

Quando è richiesta un'elevata precisione di ingranamento nella trasmissione si possono utilizzare profili SE o gioco zero. *For especially high requirements with respect to the accuracy of the motion transmission, the SE or zero gap can be used.*

Ingranamento con profilo AT / Tooth gap design AT profile



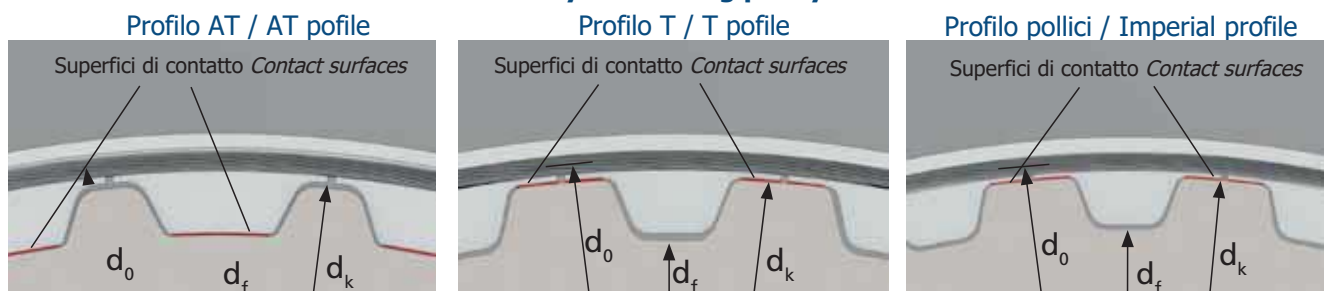
Ingranamento con profilo T / Tooth gap design T profile



Giochi denti disponibili / Overview of the available tooth gaps

Gioco dente / Tooth gap design	Profilo T e AT20 T profile and AT20		Profilo AT (escluso AT20) / AT profile (without AT20)	Pulegge Passo pollici / Imperial profile
	Numero di denti / Number of teeth		Tutte le dentature / all teeth	Tutte le dentature / all teeth
	<20	>20		
Gioco normale / Normal gap	-	Standard	Standard	Standard
Gioco SE / SE gap	Standard	Optional	Optional	-
Gioco zero / Zero gap (0 gap)	Optional	Optional	Optional	-

Superfici di contatto tra cinghie e puleggia dentata / Contact surfaces between timing belt and synchronising pulley



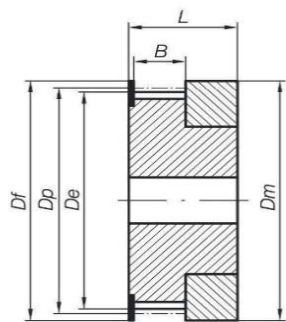
d_0 : Diametro primitivo/Pitch circle diameter
 d_f : Diametro vano dente/Root diameter
 d_k : Diametro esterno puleggia/Pulley outside diameter

Pullegge Dentate Passo Metrico

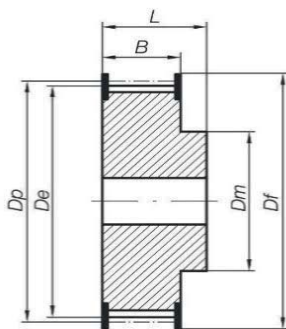
Metric Pitch Timing Pulleys

T2,5

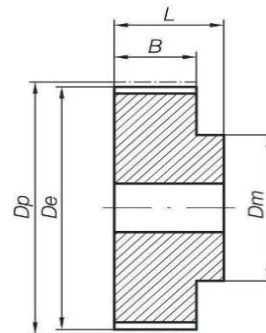
Passo 2,5mm / 2,5mm Pitch



1F



6F



6

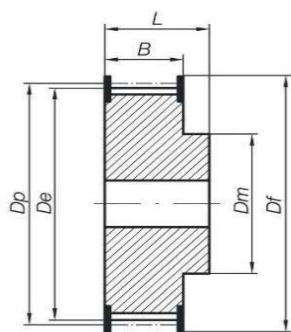
Materiale: Alluminio

Material: Aluminium

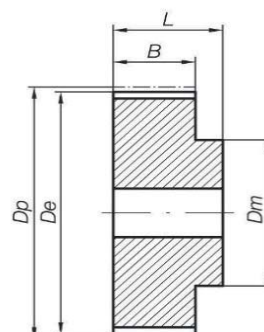
T2,5 per cinghia di larghezza 6 mm T2,5 for 6 mm width belt	Codice Code	Disegno □	N° Denti Teeth	Dp	De	Df	Dm	B	L
	16T2,5/12-2	1F	12	9,55	9,03	13,0	13	9	16
	16T2,5/14-2	1F	14	11,14	10,62	15,0	15	9	16
	16T2,5/15-2	1F	15	11,94	11,40	15,0	15	9	16
	16T2,5/16-2	1F	16	12,73	12,21	16,0	16	9	16
	16T2,5/18-2	6F	18	14,32	13,80	17,5	10	10	16
	16T2,5/19-2	6F	19	15,12	14,60	20,0	10	10	16
	16T2,5/20-2	6F	20	15,92	15,40	20,0	11	10	16
	16T2,5/22-2	6F	22	17,51	16,99	22,0	11	10	16
	16T2,5/24-2	6F	24	19,10	18,58	22,0	12	10	16
	16T2,5/25-2	6F	25	19,89	19,37	23,0	13	10	16
	16T2,5/26-2	6F	26	20,69	20,17	26,0	14	10	16
	16T2,5/28-2	6F	28	22,28	21,76	26,0	14	10	16
	16T2,5/30-2	6F	30	23,87	23,35	28,0	16	10	16
	16T2,5/32-2	6F	32	25,46	24,95	32,0	16	10	16
	16T2,5/36-2	6F	36	28,65	28,13	36,0	20	10	16
	16T2,5/40-2	6F	40	31,83	31,31	38,0	22	10	16
16T2,5/44-0	6	44	35,01	34,50	-	24	10	16	
16T2,5/48-0	6	48	38,20	37,68	-	26	10	16	
16T2,5/60-0	6	60	47,75	47,23	-	34	10	16	

T5

Passo 5mm / 5mm Pitch



6F



6

Materiale: Alluminio

Material: Aluminium

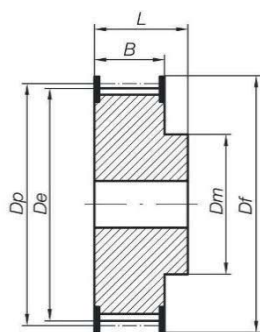
	Codice Code	Disegno Drawing	N° Denti Teeth	Dp	De	Df	Dm	B	L
T5 per cinghia di larghezza 10 mm T5 for 10 mm width belt	21T5/10-2	6F	10	15,92	15,09	19,5	8	15	21
	21T5/12-2	6F	12	19,10	18,27	23,0	11	15	21
	21T5/14-2	6F	14	22,28	21,45	25,0	13	15	21
	21T5/15-2	6F	15	23,87	23,04	28,0	16	15	21
	21T5/16-2	6F	16	25,46	24,64	32,0	18	15	21
	21T5/18-2	6F	18	28,65	27,82	32,0	20	15	21
	21T5/19-2	6F	19	30,24	29,41	36,0	22	15	21
	21T5/20-2	6F	20	31,83	31,00	36,0	23	15	21
	21T5/22-2	6F	22	35,01	34,19	38,0	24	15	21
	21T5/24-2	6F	24	38,20	37,37	42,0	26	15	21
	21T5/25-2	6F	25	39,79	38,96	44,0	26	15	21
	21T5/26-2	6F	26	41,38	40,55	44,0	26	15	21
	21T5/27-2	6F	27	42,97	42,14	48,0	30	15	21
	21T5/28-2	6F	28	44,56	43,73	48,0	32	15	21
	21T5/30-2	6F	30	47,75	46,92	51,0	34	15	21
	21T5/32-2	6F	32	50,93	50,10	54,0	38	15	21
	21T5/36-2	6F	36	57,30	56,47	64,0	38	15	21
	21T5/40-2	6F	40	63,66	62,83	66,5	40	15	21
	21T5/42-2	6F	42	66,85	66,02	70,0	40	15	21
21T5/44-0	6	44	70,03	69,20	-	45	15	21	
21T5/48-0	6	48	76,39	75,57	-	50	15	21	
21T5/60-0	6	60	95,49	94,67	-	65	15	21	
T5 per cinghia di larghezza 16 mm T5 for 16 mm width belt	27T5/10-2	6F	10	15,92	15,09	19,5	8	21	27
	27T5/12-2	6F	12	19,10	18,27	23,0	11	21	27
	27T5/14-2	6F	14	22,28	21,45	25,0	13	21	27
	27T5/15-2	6F	15	23,87	23,04	28,0	16	21	27
	27T5/16-2	6F	16	25,46	24,64	32,0	18	21	27
	27T5/18-2	6F	18	28,65	27,82	32,0	20	21	27
	27T5/19-2	6F	19	30,24	29,41	36,0	20	21	27
	27T5/20-2	6F	20	31,83	31,00	36,0	23	21	27
	27T5/22-2	6F	22	35,01	34,19	38,0	24	21	27
	27T5/24-2	6F	24	38,20	37,37	42,0	26	21	27
	27T5/25-2	6F	25	39,79	38,96	44,0	26	21	27
	27T5/26-2	6F	26	41,38	40,55	44,0	26	21	27
	27T5/27-2	6F	27	42,97	42,14	48,0	30	21	27
27T5/28-2	6F	28	44,56	43,73	48,0	32	21	27	
27T5/30-2	6F	30	47,75	46,92	51,0	34	21	27	

Pulegge Dentate Passo Metrico

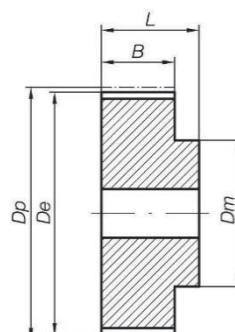
Metric Pitch Timing Pulleys

T5

Passo 5mm / 5mm Pitch



6F



6

Materiale: Alluminio

Material: Aluminium

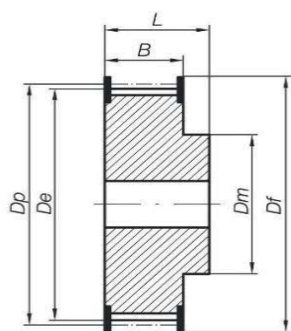
	Codice Code	Disegno Drawing	N° Denti Teeth	Dp	De	Df	Dm	B	L
T5 per cinghia larg. 16 mm T5 for 16 mm width belt	27T5/32-2	6F	32	50,93	50,10	54,0	38	21	27
	27T5/36-2	6F	36	57,30	56,47	64,0	38	21	27
	27T5/40-2	6F	40	63,66	62,83	66,5	40	21	27
	27T5/42-2	6F	42	66,85	66,02	70,0	40	21	27
	27T5/44-0	6	44	70,03	69,20	-	45	21	27
	27T5/48-0	6	48	76,39	75,57	-	50	21	27
	27T5/60-0	6	60	95,49	94,67	-	65	21	27
T5 per cinghia di larghezza 25 mm T5 for 25 mm width belt	36T5/10-2	6F	10	15,92	15,09	19,5	8	30	36
	36T5/12-2	6F	12	19,10	18,27	23,0	11	30	36
	36T5/14-2	6F	14	22,28	21,45	25,0	13	30	36
	36T5/15-2	6F	15	23,87	23,04	28,0	16	30	36
	36T5/16-2	6F	16	25,46	24,64	32,0	18	30	36
	36T5/18-2	6F	18	28,65	27,82	32,0	20	30	36
	36T5/19-2	6F	19	30,24	29,41	36,0	22	30	36
	36T5/20-2	6F	20	31,83	31,00	36,0	23	30	36
	36T5/22-2	6F	22	35,01	34,19	38,0	24	30	36
	36T5/24-2	6F	24	38,20	37,37	42,0	26	30	36
	36T5/25-2	6F	25	39,79	38,96	44,0	26	30	36
	36T5/26-2	6F	26	41,38	40,55	44,0	26	30	36
	36T5/27-2	6F	27	42,97	42,14	48,0	30	30	36
	36T5/28-2	6F	28	44,56	43,73	48,0	32	30	36
	36T5/30-2	6F	30	47,75	46,92	51,0	34	30	36
	36T5/32-2	6F	32	50,93	50,10	54,0	38	30	36
	36T5/36-2	6F	36	57,30	56,47	64,0	38	30	36
	36T5/40-2	6F	40	63,66	62,83	66,5	40	30	36
	36T5/42-2	6F	42	66,85	66,02	70,0	40	30	36
36T5/44-0	6	44	70,03	69,20	-	45	30	36	
36T5/48-0	6	48	76,39	75,57	-	50	30	36	
36T5/60-0	6	60	95,49	94,67	-	65	30	36	

Df e Dm possono variare senza preavviso / Df and Dm can vary without notice

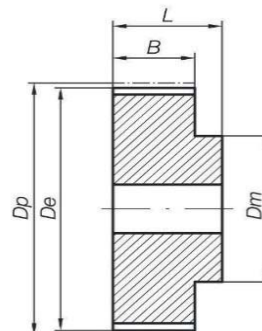
Nelle forme costruttive gli scarichi di alleggerimento possono leggermente variare / During manufacturing, the lightening relief may vary slightly

T10

Passo 10mm / 10mm Pitch



6F



6

Materiale: Alluminio

Material: Aluminium

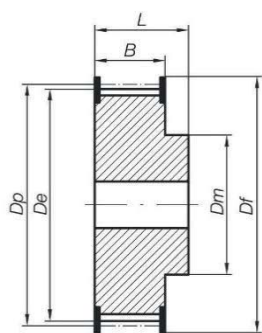
	Codice Code	Disegno Drawing	N° Denti Teeth	Dp	De	Df	Dm	B	L
T10 per cinghia di larghezza 16 mm T10 for 16 mm width belt	31T10/12-2	6F	12	38,20	36,35	42,0	28	21	31
	31T10/14-2	6F	14	44,56	42,71	48,0	32	21	31
	31T10/15-2	6F	15	47,75	45,90	51,0	32	21	31
	31T10/16-2	6F	16	50,93	49,08	54,0	35	21	31
	31T10/18-2	6F	18	57,30	55,45	60,0	40	21	31
	31T10/19-2	6F	19	60,48	58,63	66,0	44	21	31
	31T10/20-2	6F	20	63,66	61,81	66,0	46	21	31
	31T10/22-2	6F	22	70,03	68,18	75,0	52	21	31
	31T10/24-2	6F	24	76,39	74,55	83,0	58	21	31
	31T10/25-2	6F	25	79,58	77,73	83,0	60	21	31
	31T10/26-2	6F	26	82,76	80,91	87,0	60	21	31
	31T10/27-2	6F	27	85,94	84,10	91,0	60	21	31
	31T10/28-2	6F	28	89,13	87,28	93,0	60	21	31
	31T10/30-2	6F	30	95,49	93,65	97,0	60	21	31
	31T10/32-2	6F	32	101,86	100,01	106,0	65	21	31
	31T10/36-2	6F	36	114,59	112,74	119,0	70	21	31
	31T10/40-2	6F	40	127,32	125,48	131,0	80	21	31
	31T10/44-0	6	44	140,06	138,21	-	88	21	31
31T10/48-0	6	48	152,79	150,94	-	95	21	31	
31T10/60-0	6	60	190,99	189,14	-	110	21	31	
T10 per cinghia di larghezza 25 mm T10 for 25 mm width belt	40T10/12-2	6F	12	38,20	36,35	42,0	28	30	40
	40T10/14-2	6F	14	44,56	42,71	48,0	32	30	40
	40T10/15-2	6F	15	47,75	45,90	51,0	32	30	40
	40T10/16-2	6F	16	50,93	49,08	54,0	35	30	40
	40T10/18-2	6F	18	57,30	55,45	60,0	40	30	40
	40T10/19-2	6F	19	60,48	58,63	66,0	44	30	40
	40T10/20-2	6F	20	63,66	61,81	66,0	46	30	40
	40T10/22-2	6F	22	70,03	68,18	75,0	52	30	40
	40T10/24-2	6F	24	76,39	74,55	83,0	58	30	40
	40T10/25-2	6F	25	79,58	77,73	83,0	60	30	40
	40T10/26-2	6F	26	82,76	80,91	87,0	60	30	40
	40T10/27-2	6F	27	85,94	84,10	91,0	60	30	40
	40T10/28-2	6F	28	89,13	87,28	93,0	60	30	40
	40T10/30-2	6F	30	95,49	93,65	97,0	60	30	40
	40T10/32-2	6F	32	101,86	100,01	106,0	65	30	40
	40T10/36-2	6F	36	114,59	112,74	119,0	70	30	40
40T10/40-2	6F	40	127,32	125,48	131,0	80	30	40	

Pulegge Dentate Passo Metrico

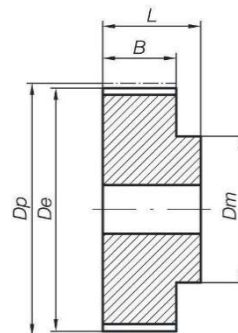
Metric Pitch Timing Pulleys

T10

Passo 10mm / 10mm Pitch



6F



6

Materiale: Alluminio

Material: Aluminium

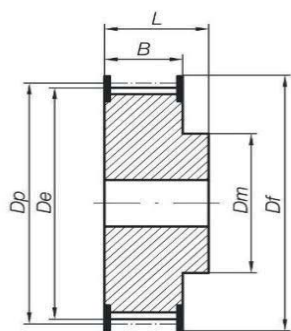
	Codice Code	Disegno Drawing	N° Denti Teeth	Dp	De	Df	Dm	B	L
	40T10/44-0	6	44	140,06	138,21	-	88	30	40
	40T10/48-0	6	48	152,79	150,94	-	95	30	40
	40T10/60-0	6	60	190,99	189,14	-	110	30	40
T10 per cinghia di larghezza 32 mm T10 for 32 mm width belt	47T10/18-2	6F	18	57,30	55,45	60,0	40	37	47
	47T10/19-2	6F	19	60,48	58,63	66,0	44	37	47
	47T10/20-2	6F	20	63,66	61,81	66,0	46	37	47
	47T10/22-2	6F	22	70,03	68,18	75,0	52	37	47
	47T10/24-2	6F	24	76,39	74,55	83,0	58	37	47
	47T10/25-2	6F	25	79,58	77,73	83,0	60	37	47
	47T10/26-2	6F	26	82,76	80,91	87,0	60	37	47
	47T10/27-2	6F	27	85,94	84,10	91,0	60	37	47
	47T10/28-2	6F	28	89,13	87,28	93,0	60	37	47
	47T10/30-2	6F	30	95,49	93,65	97,0	60	37	47
	47T10/32-2	6F	32	101,86	100,01	106,0	65	37	47
	47T10/36-2	6F	36	114,59	112,74	119,0	70	37	47
	47T10/40-2	6F	40	127,32	125,48	131,0	80	37	47
	47T10/44-0	6	44	140,06	138,21	-	88	37	47
	47T10/48-0	6	48	152,79	150,94	-	95	37	47
47T10/60-0	6	60	190,99	189,14	-	110	37	47	
T10 per cinghia di larghezza 50 mm T10 for 50 mm width belt	66T10/18-2	6F	18	57,30	55,45	60,0	40	56	66
	66T10/19-2	6F	19	60,48	58,63	66,0	44	56	66
	66T10/20-2	6F	20	63,66	61,81	66,0	46	56	66
	66T10/22-2	6F	22	70,03	68,18	75,0	52	56	66
	66T10/24-2	6F	24	76,39	74,55	83,0	58	56	66
	66T10/25-2	6F	25	79,58	77,73	83,0	60	56	66
	66T10/26-2	6F	26	82,76	80,91	87,0	60	56	66
	66T10/27-2	6F	27	85,94	84,10	91,0	60	56	66
	66T10/28-2	6F	28	89,13	87,28	93,0	60	56	66
	66T10/30-2	6F	30	95,49	93,65	97,0	60	56	66
	66T10/32-2	6F	32	101,86	100,01	106,0	65	56	66
	66T10/36-2	6F	36	114,59	112,74	119,0	70	56	66
	66T10/40-2	6F	40	127,32	125,48	131,0	80	56	66
	66T10/44-0	6	44	140,06	138,21	-	88	56	66
	66T10/48-0	6	48	152,79	150,94	-	95	56	66
66T10/60-0	6	60	190,99	189,14	-	110	56	66	

Df e Dm possono variare senza preavviso | Df and Dm can vary without notice

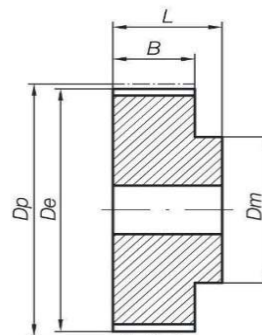
Nelle forme costruttive gli scarichi di alleggerimento possono leggermente variare | During manufacturing, the lightening relief may vary slightly

T20

Passo 20mm / 20mm Pitch



6F



6

Materiale: Alluminio

Material: Aluminium

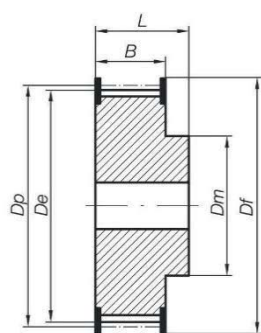
	Codice Code	Disegno Drawing	N° Denti Teeth	Dp	De	Df	Dm	B	L
T20 per cinghia di larghezza 32 mm T20 for 32 mm width belt	53T20/18-2	6F	18	114,59	111,73	119,0	80	42	53
	53T20/20-2	6F	20	127,32	124,47	138,0	90	42	53
	53T20/22-2	6F	22	140,06	137,20	145,0	90	42	53
	53T20/24-2	6F	24	152,79	149,93	162,0	95	42	53
	53T20/25-2	6F	25	159,15	156,30	168,0	95	42	53
	53T20/30-2	6F	30	190,99	188,13	200,0	110	42	53
	53T20/32-0	6	32	203,72	200,86	-	110	42	53
	53T20/36-0	6	36	229,18	226,33	-	110	42	53
	53T20/40-0	6	40	254,65	251,80	-	110	42	53
	53T20/48-0	6	48	305,58	302,73	-	130	42	53
	53T20/60-0	6	60	381,97	379,12	-	130	42	53
T20 per cinghia di larghezza 50 mm T20 for 50 mm width belt	71T20/18-2	6F	18	114,59	111,73	119,0	80	60	71
	71T20/20-2	6F	20	127,32	124,47	138,0	90	60	71
	71T20/22-2	6F	22	140,06	137,20	145,0	90	60	71
	71T20/24-2	6F	24	152,79	149,93	162,0	95	60	71
	71T20/25-2	6F	25	159,15	156,30	168,0	95	60	71
	71T20/30-2	6F	30	190,99	188,13	200,0	110	60	71
	71T20/32-0	6	32	203,72	200,86	-	110	60	71
	71T20/36-0	6	36	229,18	226,33	-	110	60	71
	71T20/40-0	6	40	254,65	251,80	-	110	60	71
	71T20/48-0	6	48	305,58	302,73	-	130	60	71
	71T20/60-0	6	60	381,97	379,12	-	130	60	71
T20 per cinghia di larghezza 75 mm T20 for 75 mm width belt	106T20/18-2	6F	18	114,59	111,73	119,0	80	85	106
	106T20/20-2	6F	20	127,32	124,47	138,0	90	85	106
	106T20/22-2	6F	22	140,06	137,20	145,0	90	85	106
	106T20/24-2	6F	24	152,79	149,93	162,0	95	85	106
	106T20/25-2	6F	25	159,15	156,30	168,0	95	85	106
	106T20/30-2	6F	30	190,99	188,13	200,0	110	85	106
	106T20/32-0	6	32	203,72	200,86	-	110	85	106
	106T20/36-0	6	36	229,18	226,33	-	110	85	106
	106T20/40-0	6	40	254,65	251,80	-	110	85	106
	106T20/48-0	6	48	305,58	302,73	-	130	85	106
	106T20/60-0	6	60	381,97	379,12	-	130	85	106

Pulegge Dentate Passo Metrico

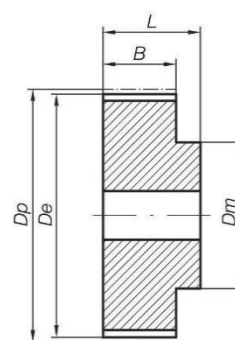
Metric Pitch Timing Pulleys

T20

Passo 20mm / 20mm Pitch



6F



6

Materiale: Alluminio

Material: Aluminium

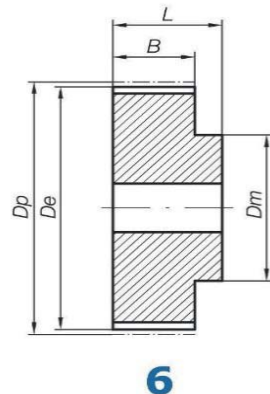
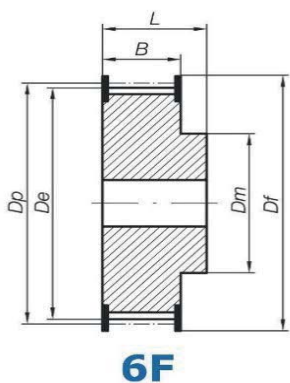
	Codice Code	Disegno Drawing	N° Denti Teeth	Dp	De	Df	Dm	B	L
T20 per cinghia di larghezza 100 mm T20 for 100 mm width belt	123T20/18-2	6F	18	114,59	111,73	119,0	80	110	123
	123T20/20-2	6F	20	127,32	124,47	138,0	90	110	123
	123T20/22-2	6F	22	140,06	137,20	145,0	90	110	123
	123T20/24-2	6F	24	152,79	149,93	162,0	95	110	123
	123T20/25-2	6F	25	159,15	156,30	168,0	95	110	123
	123T20/30-2	6F	30	190,99	188,13	200,0	110	110	123
	123T20/32-0	6	32	203,72	200,86	-	110	110	123
	123T20/36-0	6	36	229,18	226,33	-	110	110	123
	123T20/40-0	6	40	254,65	251,80	-	110	110	123
	123T20/48-0	6	48	305,58	302,73	-	130	110	123
	123T20/60-0	6	60	381,97	379,12	-	130	110	123

Df e Dm possono variare senza preavviso / Df and Dm can vary without notice

Nelle forme costruttive gli scarichi di alleggerimento possono leggermente variare / During manufacturing, the lightening relief may vary slightly

AT3

Passo 3mm / 3mm Pitch



Materiale: Alluminio

Material: Aluminium

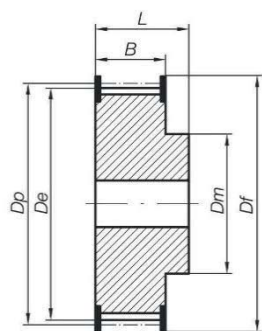
	Codice Code	Disegno Drawing	N° Denti Teeth	Dp	De	Df	Dm	B	L
AT3 per cinghia di larghezza 10 mm AT3 for 10 mm width belt	21AT3/20-2	6F	20	19,10	18,69	24,0	14	15	21
	21AT3/22-2	6F	22	21,01	20,60	26,0	14	15	21
	21AT3/24-2	6F	24	22,92	22,51	28,0	14	15	21
	21AT3/25-2	6F	25	23,87	23,46	30,0	16	15	21
	21AT3/26-2	6F	26	24,83	24,42	30,0	16	15	21
	21AT3/27-2	6F	27	25,78	25,37	30,0	16	15	21
	21AT3/28-2	6F	28	26,74	26,33	32,0	16	15	21
	21AT3/30-2	6F	30	28,65	28,24	34,0	20	15	21
	21AT3/32-2	6F	32	30,56	30,15	36,0	20	15	21
	21AT3/34-2	6F	34	32,47	32,06	37,0	20	15	21
	21AT3/36-2	6F	36	34,38	33,97	40,0	22	15	21
	21AT3/38-2	6F	38	36,29	35,88	42,0	22	15	21
	21AT3/40-2	6F	40	38,20	37,79	43,0	26	15	21
	21AT3/42-2	6F	42	40,11	39,70	45,0	26	15	21
	21AT3/44-2	6F	44	42,02	41,61	47,0	30	15	21
	21AT3/46-2	6F	46	43,93	43,52	50,0	30	15	21
	21AT3/48-2	6F	48	45,84	45,43	52,0	34	15	21
	21AT3/52-0	6	52	49,66	49,25	-	34	15	21
21AT3/56-0	6	56	53,48	53,07	-	34	15	21	
21AT3/60-0	6	60	57,30	56,89	-	38	15	21	
21AT3/64-0	6	64	61,12	60,71	-	38	15	21	
AT3 16 (passo 3 mm) per cinghia di larghezza 16 mm AT3 16 (3 mm pitch) for 16 mm width belt	28AT3/20-2	6F	20	19,10	18,69	24,0	14	22	28
	28AT3/22-2	6F	22	21,01	20,60	26,0	14	22	28
	28AT3/24-2	6F	24	22,92	22,51	28,0	14	22	28
	28AT3/25-2	6F	25	23,87	23,46	30,0	16	22	28
	28AT3/26-2	6F	26	24,83	24,42	30,0	16	22	28
	28AT3/27-2	6F	27	25,78	25,37	30,0	16	22	28
	28AT3/28-2	6F	28	26,74	26,33	32,0	16	22	28
	28AT3/30-2	6F	30	28,65	28,24	34,0	20	22	28
	28AT3/32-2	6F	32	30,56	30,15	36,0	20	22	28
	28AT3/34-2	6F	34	32,47	32,06	37,0	20	22	28
	28AT3/36-2	6F	36	34,38	33,97	40,0	22	22	28
	28AT3/38-2	6F	38	36,29	35,88	42,0	22	22	28
	28AT3/40-2	6F	40	38,20	37,79	43,0	26	22	28
	28AT3/42-2	6F	42	40,11	39,70	45,0	26	22	28
28AT3/44-2	6F	44	42,02	41,61	47,0	30	22	28	
28AT3/46-2	6F	46	43,93	43,52	50,0	30	22	28	

Pulegge Dentate Passo Metrico

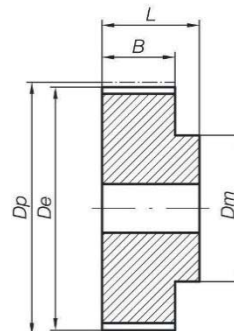
Metric Pitch Timing Pulleys

AT3

Passo 3mm / 3mm Pitch



6F



6

Materiale: Alluminio

Material: Aluminium

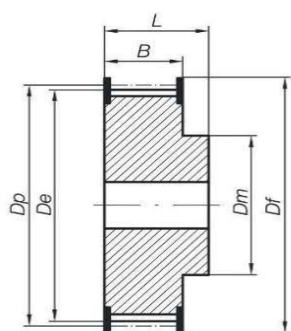
	Codice Code	Disegno Drawing	N° Denti Teeth	Dp	De	Df	Dm	B	L
	28AT3/48-2	6F	48	45,84	45,43	52,0	34	22	28
	28AT3/52-0	6	52	49,66	49,25	-	34	22	28
	28AT3/56-0	6	56	53,48	53,07	-	34	22	28
	28AT3/60-0	6	60	57,30	56,89	-	38	22	28
	28AT3/64-0	6	64	61,12	60,71	-	38	22	28
AT3 per cinghia di larghezza 25 mm AT3 for 25 mm width belt	38AT3/20-2	6F	20	19,10	18,69	24,0	14	32	38
	38AT3/22-2	6F	22	21,01	20,60	26,0	14	32	38
	38AT3/24-2	6F	24	22,92	22,51	28,0	14	32	38
	38AT3/25-2	6F	25	23,87	23,46	30,0	16	32	38
	38AT3/26-2	6F	26	24,83	24,42	30,0	16	32	38
	38AT3/27-2	6F	27	25,78	25,37	30,0	16	32	38
	38AT3/28-2	6F	28	26,74	26,33	32,0	16	32	38
	38AT3/30-2	6F	30	28,65	28,24	34,0	20	32	38
	38AT3/32-2	6F	32	30,56	30,15	36,0	20	32	38
	38AT3/34-2	6F	34	32,47	32,06	37,0	20	32	38
	38AT3/36-2	6F	36	34,38	33,97	40,0	22	32	38
	38AT3/38-2	6F	38	36,29	35,88	42,0	22	32	38
	38AT3/40-2	6F	40	38,20	37,79	43,0	26	32	38
	38AT3/42-2	6F	42	40,11	39,70	45,0	26	32	38
	38AT3/44-2	6F	44	42,02	41,61	47,0	30	32	38
	38AT3/46-2	6F	46	43,93	43,52	50,0	30	32	38
	38AT3/48-2	6F	48	45,84	45,43	52,0	34	32	38
	38AT3/52-0	6	52	49,66	49,25	-	34	32	38
	38AT3/56-0	6	56	53,48	53,07	-	34	32	38
38AT3/60-0	6	60	57,30	56,89	-	38	32	38	
38AT3/64-0	6	64	61,12	60,71	-	38	32	38	

Df e Dm possono variare senza preavviso | Df and Dm can vary without notice

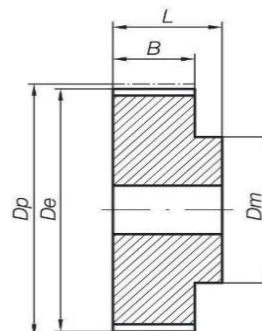
Nelle forme costruttive gli scarichi di alleggerimento possono leggermente variare | During manufacturing, the lightening relief may vary slightly

AT5

Passo 5mm / 5mm Pitch



6F



6

Materiale: Alluminio

Material: Aluminium

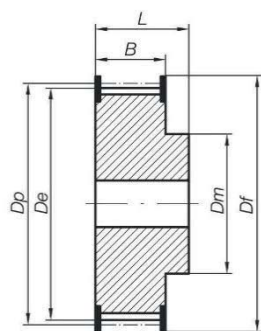
	Codice Code	Disegno Drawing	N° Denti Teeth	Dp	De	Df	Dm	B	L
AT5 per cinghia di larghezza 10 mm AT5 for 10 mm width belt	21AT5/12-2	6F	12	19,10	17,87	23,0	11	15	21
	21AT5/14-2	6F	14	22,28	21,05	25,0	14	15	21
	21AT5/15-2	6F	15	23,87	22,64	28,0	16	15	21
	21AT5/16-2	6F	16	25,46	24,24	32,0	18	15	21
	21AT5/18-2	6F	18	28,65	27,42	32,0	20	15	21
	21AT5/19-2	6F	19	30,24	29,01	36,0	22	15	21
	21AT5/20-2	6F	20	31,83	30,60	36,0	23	15	21
	21AT5/22-2	6F	22	35,01	33,79	38,0	24	15	21
	21AT5/24-2	6F	24	38,20	36,97	42,0	26	15	21
	21AT5/25-2	6F	25	39,79	38,56	44,0	26	15	21
	21AT5/26-2	6F	26	41,38	40,15	44,0	26	15	21
	21AT5/27-2	6F	27	42,97	41,74	48,0	30	15	21
	21AT5/28-2	6F	28	44,56	43,33	48,0	32	15	21
	21AT5/30-2	6F	30	47,75	46,52	51,0	34	15	21
	21AT5/32-2	6F	32	50,93	49,70	54,0	38	15	21
	21AT5/36-2	6F	36	57,30	56,07	64,0	38	15	21
	21AT5/40-2	6F	40	63,66	62,43	67,0	40	15	21
	21AT5/42-2	6F	42	66,85	65,62	70,0	40	15	21
21AT5/44-0	6	44	70,03	68,80	-	45	15	21	
21AT5/48-0	6	48	76,39	75,17	-	50	15	21	
21AT5/60-0	6	60	95,49	94,27	-	65	15	21	
AT5 per cinghia di larghezza 16 mm AT5 for 16 mm width belt	27AT5/12-2	6F	12	19,10	17,87	23,0	11	21	27
	27AT5/14-2	6F	14	22,28	21,05	25,0	14	21	27
	27AT5/15-2	6F	15	23,87	22,64	28,0	16	21	27
	27AT5/16-2	6F	16	25,46	24,24	32,0	18	21	27
	27AT5/18-2	6F	18	28,65	27,42	32,0	20	21	27
	27AT5/19-2	6F	19	30,24	29,01	36,0	22	21	27
	27AT5/20-2	6F	20	31,83	30,60	36,0	23	21	27
	27AT5/22-2	6F	22	35,01	33,79	38,0	24	21	27
	27AT5/24-2	6F	24	38,20	36,97	42,0	26	21	27
	27AT5/25-2	6F	25	39,79	38,56	44,0	26	21	27
	27AT5/26-2	6F	26	41,38	40,15	44,0	26	21	27
	27AT5/27-2	6F	27	42,97	41,74	48,0	30	21	27
	27AT5/28-2	6F	28	44,56	43,33	48,0	32	21	27
	27AT5/30-2	6F	30	47,75	46,52	51,0	34	21	27
27AT5/32-2	6F	32	50,93	49,70	54,0	36	21	27	
27AT5/36-2	6F	36	57,30	56,07	64,0	38	21	27	

Pulegge Dentate Passo Metrico

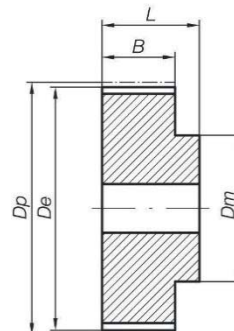
Metric Pitch Timing Pulleys

AT5

Passo 5mm / 5mm Pitch



6F



6

Materiale: Alluminio

Material: Aluminium

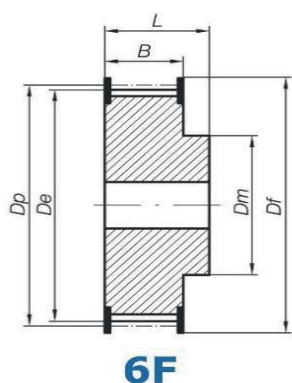
	Codice Code	Disegno Drawing	N° Denti Teeth	Dp	De	Df	Dm	B	L
	27AT5/40-2	6F	40	63,66	62,43	67,0	40	21	27
	27AT5/42-2	6F	42	66,85	65,62	70,0	40	21	27
	27AT5/44-0	6	44	70,03	68,80	-	45	21	27
	27AT5/48-0	6	48	76,39	75,17	-	50	21	27
	27AT5/60-0	6	60	95,49	94,27	-	65	21	27
AT5 per cinghia di larghezza 25 mm AT5 for 25 mm width belt	36AT5/12-2	6F	12	19,10	17,87	23,0	11	30	36
	36AT5/14-2	6F	14	22,28	21,05	25,0	14	30	36
	36AT5/15-2	6F	15	23,87	22,64	28,0	16	30	36
	36AT5/16-2	6F	16	25,46	24,24	32,0	18	30	36
	36AT5/18-2	6F	18	28,65	27,42	32,0	20	30	36
	36AT5/19-2	6F	19	30,24	29,01	36,0	22	30	36
	36AT5/20-2	6F	20	31,83	30,60	36,0	23	30	36
	36AT5/22-2	6F	22	35,01	33,79	38,0	24	30	36
	36AT5/24-2	6F	24	38,20	36,97	42,0	26	30	36
	36AT5/25-2	6F	25	39,79	38,56	44,0	26	30	36
	36AT5/26-2	6F	26	41,38	40,15	44,0	26	30	36
	36AT5/27-2	6F	27	42,97	41,74	48,0	30	30	36
	36AT5/28-2	6F	28	44,56	43,33	48,0	32	30	36
	36AT5/30-2	6F	30	47,75	46,52	51,0	34	30	36
	36AT5/32-2	6F	32	50,93	49,70	54,0	36	30	36
	36AT5/36-2	6F	36	57,30	56,07	64,0	38	30	36
	36AT5/40-2	6F	40	63,66	62,43	67,0	40	30	36
	36AT5/42-2	6F	42	66,85	65,62	70,0	40	30	36
36AT5/44-0	6	44	70,03	68,80	-	45	30	36	
36AT5/48-0	6	48	76,39	75,17	-	50	30	36	
36AT5/60-0	6	60	95,49	94,27	-	65	30	36	

Df e Dm possono variare senza preavviso | Df and Dm can vary without notice

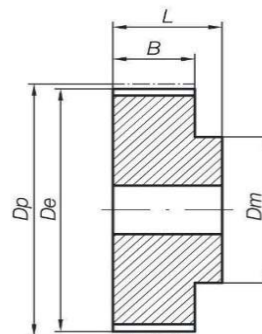
Nelle forme costruttive gli scarichi di alleggerimento possono leggermente variare | During manufacturing, the lightening relief may vary slightly

AT10

Passo 10mm / 10mm Pitch



6F



6

Materiale: Alluminio

Material: Aluminium

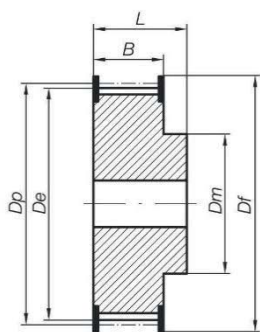
	Codice Code	Disegno Drawing	N° Denti Teeth	Dp	De	Df	Dm	B	L
AT10 per cinghia di larghezza 16 mm AT10 for 16 mm width belt	31AT10/15-2	6F	15	47,75	45,90	51,0	32	21	31
	31AT10/16-2	6F	16	50,93	49,08	54,0	35	21	31
	31AT10/18-2	6F	18	57,30	55,45	60,0	40	21	31
	31AT10/19-2	6F	19	60,48	58,63	66,0	44	21	31
	31AT10/20-2	6F	20	63,66	61,81	66,0	46	21	31
	31AT10/22-2	6F	22	70,03	68,18	75,0	52	21	31
	31AT10/24-2	6F	24	76,39	74,55	83,0	58	21	31
	31AT10/25-2	6F	25	79,58	77,73	83,0	60	21	31
	31AT10/26-2	6F	26	82,76	80,91	87,0	60	21	31
	31AT10/27-2	6F	27	85,94	84,10	91,0	60	21	31
	31AT10/28-2	6F	28	89,13	87,28	93,0	60	21	31
	31AT10/30-2	6F	30	95,49	93,65	97,0	60	21	31
	31AT10/32-2	6F	32	101,86	100,01	106,0	65	21	31
	31AT10/36-2	6F	36	114,59	112,74	119,0	70	21	31
	31AT10/40-2	6F	40	127,32	125,48	131,0	80	21	31
	31AT10/44-0	6	44	140,06	138,21	-	88	21	31
31AT10/48-0	6	48	152,79	150,94	-	95	21	31	
31AT10/60-0	6	60	190,99	189,14	-	110	21	31	
AT10 per cinghia di larghezza 25 mm AT10 for 25 mm width belt	40AT10/15-2	6F	15	47,75	45,90	45,9	31	30	40
	40AT10/16-2	6F	16	50,93	49,08	49,1	35	30	40
	40AT10/18-2	6F	18	57,30	55,45	55,5	40	30	40
	40AT10/19-2	6F	19	60,48	58,63	58,6	44	30	40
	40AT10/20-2	6F	20	63,66	61,81	61,8	46	30	40
	40AT10/22-2	6F	22	70,03	68,18	68,2	52	30	40
	40AT10/24-2	6F	24	76,39	74,55	74,6	58	30	40
	40AT10/25-2	6F	25	79,58	77,73	77,7	60	30	40
	40AT10/26-2	6F	26	82,76	80,91	80,9	60	30	40
	40AT10/27-2	6F	27	85,94	84,10	84,1	60	30	40
	40AT10/28-2	6F	28	89,13	87,28	87,3	60	30	40
	40AT10/30-2	6F	30	95,49	93,65	93,7	60	30	40
	40AT10/32-2	6F	32	101,86	100,01	100,0	65	30	40
	40AT10/36-2	6F	36	114,59	112,74	112,7	70	30	40
	40AT10/40-2	6F	40	127,32	125,48	125,5	80	30	40
	40AT10/44-0	6	44	140,06	138,21	138,2	88	30	40
40AT10/48-0	6	48	152,79	150,94	150,9	95	30	40	
40AT10/60-0	6	60	190,99	189,14	189,1	110	30	40	

Pulleye Dentate Passo Metrico

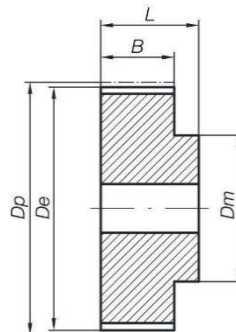
Metric Pitch Timing Pulleys

AT10

Passo 10mm / 10mm Pitch



6F



6

Materiale: Alluminio

Material: Aluminium

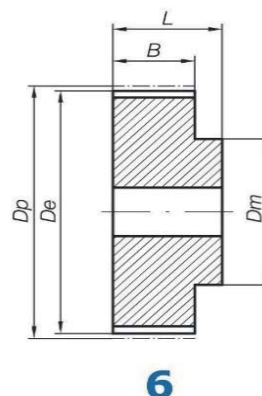
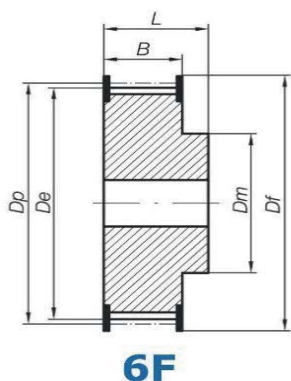
	Codice Code	Disegno Drawing	N° Denti Teeth	Dp	De	Df	Dm	B	L
AT10 per cinghia di larghezza 32 mm AT10 for 32 mm width belt	47AT10/18-2	6F	18	57,30	55,45	60,0	40	37	47
	47AT10/19-2	6F	19	60,48	58,63	66,0	44	37	47
	47AT10/20-2	6F	20	63,66	61,81	66,0	46	37	47
	47AT10/22-2	6F	22	70,03	68,18	75,0	52	37	47
	47AT10/24-2	6F	24	76,39	74,55	83,0	58	37	47
	47AT10/25-2	6F	25	79,58	77,73	83,0	60	37	47
	47AT10/26-2	6F	26	82,76	80,91	87,0	60	37	47
	47AT10/27-2	6F	27	85,94	84,10	91,0	60	37	47
	47AT10/28-2	6F	28	89,13	87,28	93,0	60	37	47
	47AT10/30-2	6F	30	95,49	93,65	97,0	60	37	47
	47AT10/32-2	6F	32	101,86	100,01	106,0	65	37	47
	47AT10/36-2	6F	36	114,59	112,74	119,0	70	37	47
	47AT10/40-2	6F	40	127,32	125,48	131,0	80	37	47
	47AT10/44-0	6	44	140,06	138,21	-	88	37	47
	47AT10/48-0	6	48	152,79	150,94	-	95	37	47
47AT10/60-0	6	60	190,99	189,14	-	110	37	47	
AT10 per cinghia di larghezza 50 mm AT10 for 50 mm width belt	66AT10/18-2	6F	18	57,30	55,45	60,0	40	56	66
	66AT10/19-2	6F	19	60,48	58,63	66,0	44	56	66
	66AT10/20-2	6F	20	63,66	61,81	66,0	46	56	66
	66AT10/22-2	6F	22	70,03	68,18	75,0	52	56	66
	66AT10/24-2	6F	24	76,39	74,55	83,0	58	56	66
	66AT10/25-2	6F	25	79,58	77,73	83,0	60	56	66
	66AT10/26-2	6F	26	82,76	80,91	87,0	60	56	66
	66AT10/27-2	6F	27	85,94	84,10	91,0	60	56	66
	66AT10/28-2	6F	28	89,13	87,28	93,0	60	56	66
	66AT10/30-2	6F	30	95,49	93,65	97,0	60	56	66
	66AT10/32-2	6F	32	101,86	100,01	106,0	65	56	66
	66AT10/36-2	6F	36	114,59	112,74	119,0	70	56	66
	66AT10/40-2	6F	40	127,32	125,48	131,0	80	56	66
	66AT10/44-0	6	44	140,06	138,21	-	88	56	66
	66AT10/48-0	6	48	152,79	150,94	-	95	56	66
66AT10/60-0	6	60	190,99	189,14	-	110	56	66	

Df e Dm possono variare senza preavviso / Df and Dm can vary without notice

Nelle forme costruttive gli scarichi di alleggerimento possono leggermente variare / During manufacturing, the lightening relief may vary slightly

AT20

Passo 20mm / 20mm Pitch



Materiale: Alluminio Material: Aluminium

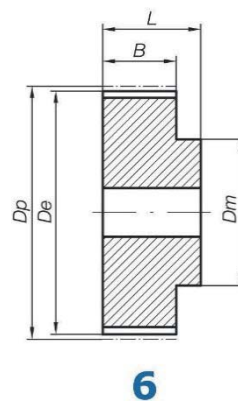
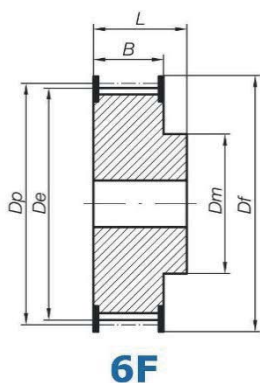
	Codice Code	Disegno Drawing	N° Denti Teeth	Dp	De	Df	Dm	B	L
AT20 per cinghia di larghezza 32 mm AT20 for 32 mm width belt	53AT20/18-2	6F	18	114,59	111,73	119,0	80	42	53
	53AT20/20-2	6F	20	127,32	124,47	138,0	90	42	53
	53AT20/22-2	6F	22	140,06	137,20	145,0	90	42	53
	53AT20/24-2	6F	24	152,79	149,93	162,0	95	42	53
	53AT20/25-2	6F	25	159,15	156,30	168,0	95	42	53
	53AT20/30-2	6F	30	190,99	188,13	200,0	110	42	53
	53AT20/32-0	6	32	203,72	200,86	-	110	42	53
	53AT20/36-0	6	36	229,18	226,33	-	110	42	53
	53AT20/40-0	6	40	254,65	251,80	-	110	42	53
	53AT20/48-0	6	48	305,58	302,73	-	130	42	53
	53AT20/60-0	6	60	381,97	379,12	-	130	42	53
AT20 per cinghia di larghezza 50 mm AT20 for 50 mm width belt	71AT20/18-2	6F	18	114,59	111,73	119,0	80	60	71
	71AT20/20-2	6F	20	127,32	124,47	138,0	90	60	71
	71AT20/22-2	6F	22	140,06	137,20	145,0	90	60	71
	71AT20/24-2	6F	24	152,79	149,93	162,0	95	60	71
	71AT20/25-2	6F	25	159,15	156,30	168,0	95	60	71
	71AT20/30-2	6F	30	190,99	188,13	200,0	110	60	71
	71AT20/32-0	6	32	203,72	200,86	-	110	60	71
	71AT20/36-0	6	36	229,18	226,33	-	110	60	71
	71AT20/40-0	6	40	254,65	251,80	-	110	60	71
	71AT20/48-0	6	48	305,58	302,73	-	130	60	71
	71AT20/60-0	6	60	381,97	379,12	-	130	60	71
AT20 per cinghia di larghezza 75 mm AT20 for 75 mm width belt	106AT20/18-2	6F	18	114,59	111,73	119,0	80	85	106
	106AT20/20-2	6F	20	127,32	124,47	138,0	90	85	106
	106AT20/22-2	6F	22	140,06	137,20	145,0	90	85	106
	106AT20/24-2	6F	24	152,79	149,93	162,0	95	85	106
	106AT20/25-2	6F	25	159,15	156,30	168,0	95	85	106
	106AT20/30-2	6F	30	190,99	188,13	200,0	110	85	106
	106AT20/32-0	6	32	203,72	200,86	-	110	85	106
	106AT20/36-0	6	36	229,18	226,33	-	110	85	106
	106AT20/40-0	6	40	254,65	251,80	-	110	85	106
	106AT20/48-0	6	48	305,58	302,73	-	130	85	106
	106AT20/60-0	6	60	381,97	379,12	-	130	85	106
123AT20/18-2	123AT20/18-2	6F	18	114,59	111,73	119,0	80	110	123
	123AT20/20-2	6F	20	127,32	124,47	138,0	90	110	123
	123AT20/22-2	6F	22	140,06	137,20	145,0	90	110	123
	123AT20/24-2	6F	24	152,79	149,93	162,0	95	110	123

Pulegge Dentate Passo Metrico

Metric Pitch Timing Pulleys

AT20

Passo 20mm / 20mm Pitch



Materiale: Alluminio

Material: Aluminium

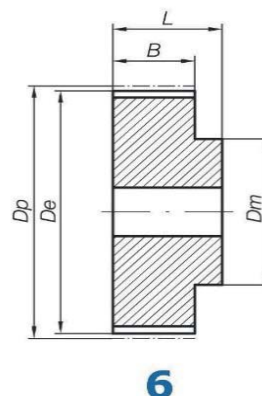
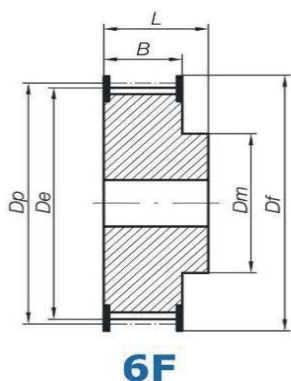
AT20 per cinghia larg. 100 mm AT20 for 100 mm width belt	Codice Code	Disegno Drawing	N° Denti Teeth	Dp	De	Df	Dm	B	L
	123AT20/25-2	6F	25	159,15	156,30	168,0	95	110	123
	123AT20/30-2	6F	30	190,99	188,13	200,0	110	110	123
	123AT20/32-0	6	32	203,72	200,86	-	110	110	123
	123AT20/36-0	6	36	229,18	226,33	-	110	110	123
	123AT20/40-0	6	40	254,65	251,80	-	110	110	123
	123AT20/48-0	6	48	305,58	302,73	-	130	110	123
	123AT20/60-0	6	60	381,97	379,12	-	130	110	123

Df e Dm possono variare senza preavviso | Df and Dm can vary without notice

Nelle forme costruttive gli scarichi di alleggerimento possono leggermente variare | During manufacturing, the lightening relief may vary slightly

ATP10

Passo 10mm / 10mm Pitch



Materiale: Alluminio e Acciaio

Material: Aluminium & Steel

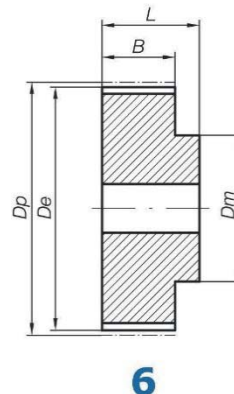
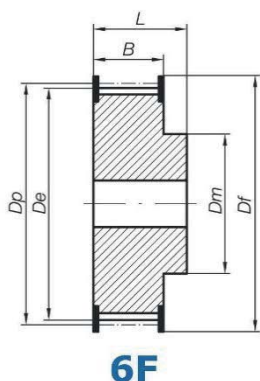
	Codice Code	Disegno Drawing	N° Denti Teeth	Dp	De	Df	Dm	B	L
ATP10 per cinghia di larghezza 16 mm ATP10 for 16 mm width belt	33ATP10/15-2	6F	15	47,75	46,15	51,0	32	23	33
	33ATP10/16-2	6F	16	50,93	49,33	54,0	35	23	33
	33ATP10/18-2	6F	18	57,30	55,70	60,0	40	23	33
	33ATP10/19-2	6F	19	60,48	58,88	66,0	44	23	33
	33ATP10/20-2	6F	20	63,66	62,06	66,0	46	23	33
	33ATP10/22-2	6F	22	70,03	68,43	75,0	52	23	33
	33ATP10/24-2	6F	24	76,39	74,79	83,0	58	23	33
	33ATP10/25-2	6F	25	79,58	77,98	83,0	60	23	33
	33ATP10/26-2	6F	26	82,76	81,16	87,0	60	23	33
	33ATP10/27-2	6F	27	85,94	84,34	91,0	60	23	33
	33ATP10/28-2	6F	28	89,13	87,53	93,0	60	23	33
	33ATP10/30-2	6F	30	95,49	93,89	97,0	60	23	33
	33ATP10/32-2	6F	32	101,86	100,26	106,0	65	23	33
	33ATP10/36-2	6F	36	114,59	112,99	119,0	70	23	33
	33ATP10/40-2	6F	40	127,32	125,72	131,0	80	23	33
	33ATP10/44-0	6	44	140,06	138,46	-	88	23	33
	33ATP10/48-0	6	48	152,79	151,19	-	95	23	33
33ATP10/60-0	6	60	190,99	189,39	-	110	23	33	
ATP10 per cinghia di larghezza 25 mm ATP10 for 25 mm width belt	42ATP10/15-2	6F	15	47,75	46,15	51,0	32	32	42
	42ATP10/16-2	6F	16	50,93	49,33	54,0	35	32	42
	42ATP10/18-2	6F	18	57,30	55,70	60,0	40	32	42
	42ATP10/19-2	6F	19	60,48	58,88	66,0	44	32	42
	42ATP10/20-2	6F	20	63,66	62,06	66,0	46	32	42
	42ATP10/22-2	6F	22	70,03	68,43	75,0	52	32	42
	42ATP10/24-2	6F	24	76,39	74,79	83,0	58	32	42
	42ATP10/25-2	6F	25	79,58	77,98	83,0	60	32	42
	42ATP10/26-2	6F	26	82,76	81,16	87,0	60	32	42
	42ATP10/27-2	6F	27	85,94	84,34	91,0	60	32	42
	42ATP10/28-2	6F	28	89,13	87,53	93,0	60	32	42
	42ATP10/30-2	6F	30	95,49	93,89	97,0	60	32	42
	42ATP10/32-2	6F	32	101,86	100,26	106,0	65	32	42
	42ATP10/36-2	6F	36	114,59	112,99	119,0	70	32	42
	42ATP10/40-2	6F	40	127,32	125,72	131,0	80	32	42
	42ATP10/44-0	6	44	140,06	138,46	-	88	32	42
	42ATP10/48-0	6	48	152,79	151,19	-	95	32	42
42ATP10/60-0	6	60	190,99	189,39	-	110	32	42	

Pulegge Dentate Passo Metrico

Metric Pitch Timing Pulleys

ATP10

Passo 10mm / 10mm Pitch



Materiale: Alluminio e Acciaio

Material: Aluminium & Steel

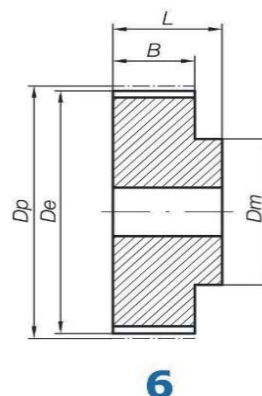
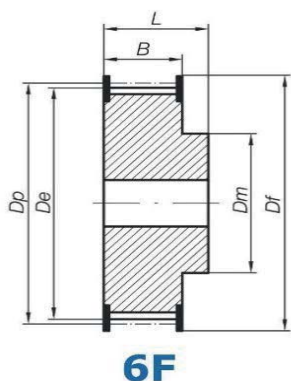
	Codice Code	Disegno Drawing	N° Denti Teeth	Dp	De	Df	Dm	B	L
ATP10 per cinghia di larghezza 32 mm ATP10 for 32 mm width belt	50ATP10/18-2	6F	18	57,30	55,70	60,0	40	40	50
	50ATP10/19-2	6F	19	60,48	58,88	66,0	44	40	50
	50ATP10/20-2	6F	20	63,66	62,06	66,0	46	40	50
	50ATP10/22-2	6F	22	70,03	68,43	75,0	52	40	50
	50ATP10/24-2	6F	24	76,39	74,79	83,0	58	40	50
	50ATP10/25-2	6F	25	79,58	77,98	83,0	60	40	50
	50ATP10/26-2	6F	26	82,76	81,16	87,0	60	40	50
	50ATP10/27-2	6F	27	85,94	84,34	91,0	60	40	50
	50ATP10/28-2	6F	28	89,13	87,53	93,0	60	40	50
	50ATP10/30-2	6F	30	95,49	93,89	97,0	60	40	50
	50ATP10/32-2	6F	32	101,86	100,26	106,0	65	40	50
	50ATP10/36-2	6F	36	114,59	112,99	119,0	70	40	50
	50ATP10/40-2	6F	40	127,32	125,72	131,0	80	40	50
	50ATP10/44-0	6	44	140,06	138,46	-	88	40	50
	50ATP10/48-0	6	48	152,79	151,19	-	95	40	50
50ATP10/60-0	6	60	190,99	189,39	-	110	40	50	
ATP10 per cinghia di larghezza 50 mm ATP10 for 50 mm width belt	70ATP10/18-2	6F	18	57,30	55,70	60,0	40	60	70
	70ATP10/19-2	6F	19	60,48	58,88	66,0	44	60	70
	70ATP10/20-2	6F	20	63,66	62,06	66,0	46	60	70
	70ATP10/22-2	6F	22	70,03	68,43	75,0	52	60	70
	70ATP10/24-2	6F	24	76,39	74,79	83,0	58	60	70
	70ATP10/25-2	6F	25	79,58	77,98	83,0	60	60	70
	70ATP10/26-2	6F	26	82,76	81,16	87,0	60	60	70
	70ATP10/27-2	6F	27	85,94	84,34	91,0	60	60	70
	70ATP10/28-2	6F	28	89,13	87,53	93,0	60	60	70
	70ATP10/30-2	6F	30	95,49	93,89	97,0	60	60	70
	70ATP10/32-2	6F	32	101,86	100,26	106,0	65	60	70
	70ATP10/36-2	6F	36	114,59	112,99	119,0	70	60	70
	70ATP10/40-2	6F	40	127,32	125,72	131,0	80	60	70
	70ATP10/44-0	6	44	140,06	138,46	-	88	60	70
	70ATP10/48-0	6	48	152,79	151,19	-	95	60	70
70ATP10/60-0	6	60	190,99	189,39	-	110	60	70	

Df e Dm possono variare senza preavviso / Df and Dm can vary without notice

Nelle forme costruttive gli scarichi di alleggerimento possono leggermente variare / During manufacturing, the lightening relief may vary slightly

ATP15

Passo 15mm / 15mm Pitch



Materiale: Alluminio e Acciaio

Material: Aluminium & Steel

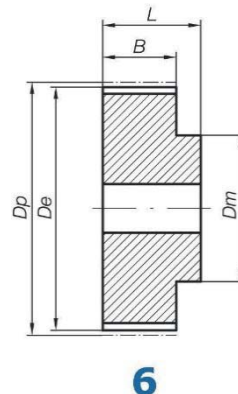
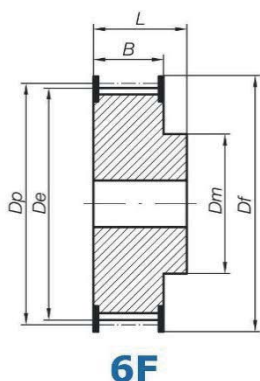
	Codice Code	Disegno Drawing	N° Denti Teeth	Dp	De	Df	Dm	B	L
ATP15 per cinghia di larghezza 25 mm ATP15 for 25 mm width belt	42ATP15/20-2	6F	20	95,49	93,39	100,0	46	32	42
	42ATP15/21-2	6F	21	100,27	98,17	106,0	46	32	42
	42ATP15/22-2	6F	22	105,04	102,94	112,0	50	32	42
	42ATP15/24-2	6F	24	114,59	112,49	118,0	50	32	42
	42ATP15/25-2	6F	25	119,37	117,27	125,0	50	32	42
	42ATP15/26-2	6F	26	124,14	122,04	128,0	50	32	42
	42ATP15/27-2	6F	27	128,92	126,82	134,0	50	32	42
	42ATP15/28-2	6F	28	133,69	131,59	137,0	58	32	42
	42ATP15/30-2	6F	30	143,24	141,14	147,0	60	32	42
	42ATP15/32-2	6F	32	152,79	150,69	156,0	65	32	42
	42ATP15/34-2	6F	34	162,34	160,24	166,0	65	32	42
	42ATP15/36-2	6F	36	171,89	169,79	176,0	70	32	42
	42ATP15/38-2	6F	38	181,44	179,34	185,0	70	32	42
	42ATP15/40-2	6F	40	190,99	188,89	195,0	80	32	42
	42ATP15/42-2	6F	42	200,54	198,44	204,0	100	32	42
	42ATP15/44-0	6	44	210,08	207,98	-	120	32	42
	42ATP15/48-0	6	48	229,18	227,08	-	140	32	42
42ATP15/60-0	6	60	286,48	284,38	-	160	32	42	
ATP15 per cinghia di larghezza 32 mm ATP15 for 32 mm width belt	50ATP15/20-2	6F	20	95,49	93,39	100,0	46	40	50
	50ATP15/21-2	6F	21	100,27	98,17	106,0	46	40	50
	50ATP15/22-2	6F	22	105,04	102,94	112,0	50	40	50
	50ATP15/24-2	6F	24	114,59	112,49	118,0	50	40	50
	50ATP15/25-2	6F	25	119,37	117,27	125,0	50	40	50
	50ATP15/26-2	6F	26	124,14	122,04	128,0	50	40	50
	50ATP15/27-2	6F	27	128,92	126,82	134,0	50	40	50
	50ATP15/28-2	6F	28	133,69	131,59	137,0	58	40	50
	50ATP15/30-2	6F	30	143,24	141,14	147,0	60	40	50
	50ATP15/32-2	6F	32	152,79	150,69	156,0	65	40	50
	50ATP15/34-2	6F	34	162,34	160,24	166,0	65	40	50
	50ATP15/36-2	6F	36	171,89	169,79	176,0	70	40	50
	50ATP15/38-2	6F	38	181,44	179,34	185,0	70	40	50
	50ATP15/40-2	6F	40	190,99	188,89	195,0	80	40	50
	50ATP15/42-2	6F	42	200,54	198,44	204,0	100	40	50
	50ATP15/44-0	6	44	210,08	207,98	-	120	40	50
	50ATP15/48-0	6	48	229,18	227,08	-	140	40	50
50ATP15/60-0	6	60	286,48	284,38	-	160	40	50	

Pulegge Dentate Passo Metrico

Metric Pitch Timing Pulleys

ATP15

Passo 15mm / 15mm Pitch



Materiale: Alluminio e Acciaio

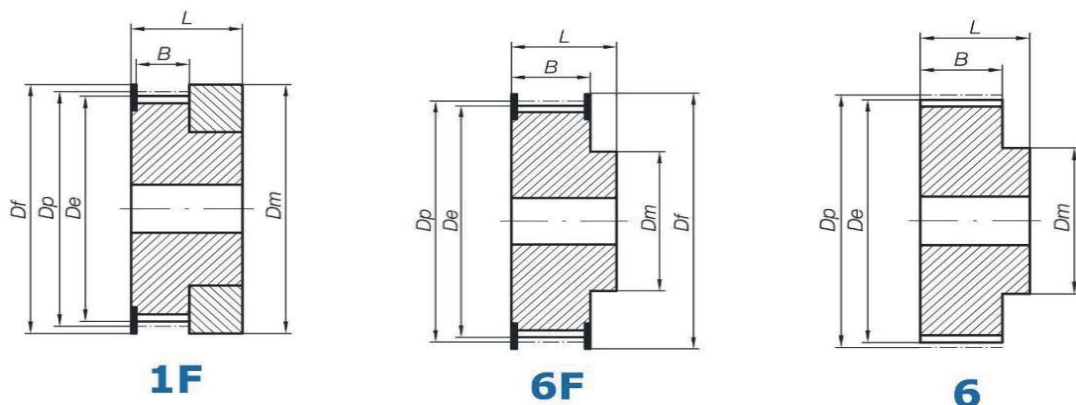
Material: Aluminium & Steel

	Codice Code	Disegno Drawing	N° Denti Teeth	Dp	De	Df	Dm	B	L
ATP15 per cinghia di larghezza 50 mm ATP15 for 50 mm width belt	70ATP15/20-2	6F	20	95,49	93,39	100,0	46	60	70
	70ATP15/21-2	6F	21	100,27	98,17	106,0	46	60	70
	70ATP15/22-2	6F	22	105,04	102,94	112,0	50	60	70
	70ATP15/24-2	6F	24	114,59	112,49	118,0	50	60	70
	70ATP15/25-2	6F	25	119,37	117,27	125,0	50	60	70
	70ATP15/26-2	6F	26	124,14	122,04	128,0	50	60	70
	70ATP15/27-2	6F	27	128,92	126,82	134,0	50	60	70
	70ATP15/28-2	6F	28	133,69	131,59	137,0	58	60	70
	70ATP15/30-2	6F	30	143,24	141,14	147,0	60	60	70
	70ATP15/32-2	6F	32	152,79	150,69	156,0	65	60	70
	70ATP15/34-2	6F	34	162,34	160,24	166,0	65	60	70
	70ATP15/36-2	6F	36	171,89	169,79	176,0	70	60	70
	70ATP15/38-2	6F	38	181,44	179,34	185,0	70	60	70
	70ATP15/40-2	6F	40	190,99	188,89	195,0	80	60	70
	70ATP15/42-2	6F	42	200,54	198,44	204,0	100	60	70
	70ATP15/44-0	6	44	210,08	207,98	-	120	60	70
	70ATP15/48-0	6	48	229,18	227,08	-	140	60	70
70ATP15/60-0	6	60	286,48	284,38	-	160	60	70	
ATP15 per cinghia di larghezza 75 mm ATP15 for 75 mm width belt	95ATP15/20-2	6F	20	95,49	93,39	100,0	46	85	95
	95ATP15/21-2	6F	21	100,27	98,17	106,0	46	85	95
	95ATP15/22-2	6F	22	105,04	102,94	112,0	50	85	95
	95ATP15/24-2	6F	24	114,59	112,49	118,0	50	85	95
	95ATP15/25-2	6F	25	119,37	117,27	125,0	50	85	95
	95ATP15/26-2	6F	26	124,14	122,04	128,0	50	85	95
	95ATP15/27-2	6F	27	128,92	126,82	134,0	50	85	95
	95ATP15/28-2	6F	28	133,69	131,59	137,0	58	85	95
	95ATP15/30-2	6F	30	143,24	141,14	147,0	60	85	95
	95ATP15/32-2	6F	32	152,79	150,69	156,0	65	85	95
	95ATP15/34-2	6F	34	162,34	160,24	166,0	65	85	95
	95ATP15/36-2	6F	36	171,89	169,79	176,0	70	85	95
	95ATP15/38-2	6F	38	181,44	179,34	185,0	70	85	95
	95ATP15/40-2	6F	40	190,99	188,89	195,0	80	85	95
	95ATP15/42-2	6F	42	200,54	198,44	204,0	100	85	95
	95ATP15/44-0	6	44	210,08	207,98	-	120	85	95
	95ATP15/48-0	6	48	229,18	227,08	-	140	85	95
95ATP15/60-0	6	60	286,48	284,38	-	160	85	95	

Df e Dm possono variare senza preavviso / Df and Dm can vary without notice

MXL

Passo 2,032mm / 0,08" Pitch



Materiale: Alluminio Material: Aluminium

MXL per cinghia di larghezza 0,25" - 6,35 mm MXL for 0,25" - 6,35 mm width belt	Codice Code	Disegno Drawing	N° Denti Teeth	Dp	De	Df	Dm	B	L
	16 MXL 025 F	1F	16	10,35	9,84	15,0	15	9	16
	18 MXL 025 F	1F	18	11,64	11,13	16,0	16	9	16
	20 MXL 025 F	1F	20	12,94	12,43	16,0	16	9	16
	22 MXL 025 F	6F	22	14,23	13,72	17,5	10	11	16
	24 MXL 025 F	6F	24	15,52	15,01	20,0	10	11	16
	28 MXL 025 F	6F	28	18,11	17,60	25,0	11	11	16
	30 MXL 025 F	6F	30	19,40	18,89	25,0	12	11	16
	32 MXL 025 F	6F	32	20,70	20,19	26,0	14	11	16
	36 MXL 025 F	6F	36	23,29	22,78	28,0	16	11	16
	40 MXL 025 F	6F	40	25,87	25,36	32,0	18	11	16
	42 MXL 025 F	6F	42	27,17	26,66	32,0	18	11	16
	44 MXL 025 F	6F	44	28,46	27,95	36,0	18	11	16
	48 MXL 025	6	48	31,05	30,54	-	20	11	16
60 MXL 025	6	60	38,81	38,30	-	24	11	16	
72 MXL 025	6	72	46,57	46,06	-	25	11	16	

Df e Dm possono variare senza preavviso | Df and Dm can vary without notice

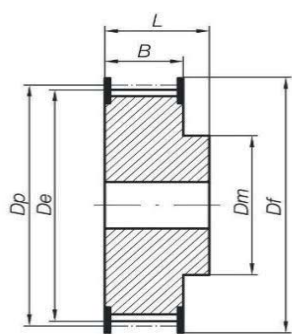
Nelle forme costruttive gli scarichi di alleggerimento possono leggermente variare | During manufacturing, the lightening relief may vary slightly

Pulegge Dentate Passo Pollici

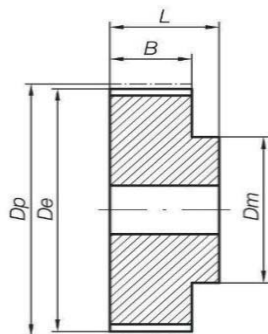
Imperial Pitch Timing Pulleys

XL

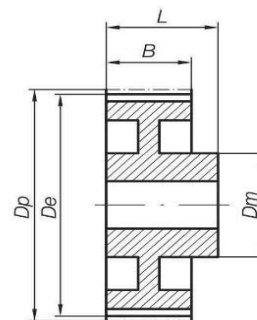
Passo 5,08mm / 1/5" Pitch



6F



6



6W

Materiale: Alluminio

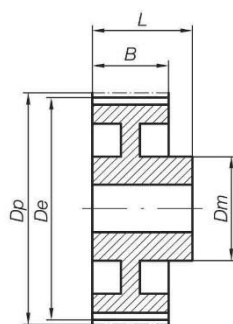
Material: Aluminium

Codice Code	Disegno Drawing	N° Denti Teeth	Dp	De	Df	Dm	B	L
10 XL 037 F	6F	10	16,17	15,66	23,0	10	14	20
11 XL 037 F	6F	11	17,79	17,28	23,0	10	14	20
12 XL 037 F	6F	12	19,40	18,89	25,0	10	14	20
13 XL 037 F	6F	13	21,02	20,51	25,0	10	14	20
14 XL 037 F	6F	14	22,64	22,13	28,0	15	14	20
15 XL 037 F	6F	15	24,26	23,75	28,0	15	14	20
16 XL 037 F	6F	16	25,87	25,36	32,0	16	14	20
17 XL 037 F	6F	17	27,49	26,98	32,0	20	14	20
18 XL 037 F	6F	18	29,11	28,60	35,0	20	14	20
19 XL 037 F	6F	19	30,72	30,21	35,0	20	14	22
20 XL 037 F	6F	20	32,34	31,83	38,0	24	14	22
21 XL 037 F	6F	21	33,96	33,45	38,0	24	14	22
22 XL 037 F	6F	22	35,57	35,07	41,0	25	14	22
24 XL 037 F	6F	24	38,81	38,30	44,0	30	14	22
26 XL 037 F	6F	26	42,04	41,53	48,0	30	14	22
27 XL 037 F	6F	27	43,67	43,16	48,0	34	14	22
28 XL 037 F	6F	28	45,28	44,77	51,0	34	14	22
29 XL 037 F	6F	29	46,89	46,38	51,0	34	14	22
30 XL 037 F	6F	30	48,51	48,00	54,0	38	14	22
32 XL 037 F	6F	32	51,74	51,23	57,0	38	14	25
34 XL 037	6	34	54,98	54,47	-	45	14	25
35 XL 037	6	35	56,60	56,09	-	45	14	25
36 XL 037	6	36	58,21	57,70	-	45	14	25
38 XL 037	6	38	61,45	60,94	-	45	14	25
39 XL 037	6	39	63,06	62,55	-	45	14	25
40 XL 037	6	40	64,68	64,17	-	45	14	25
41 XL 037	6	41	66,30	65,79	-	45	14	25
42 XL 037	6	42	67,91	67,40	-	45	14	25
43 XL 037	6	43	69,53	69,02	-	45	14	25
44 XL 037	6	44	71,15	70,64	-	45	14	25
45 XL 037	6W	45	72,77	72,26	-	45	14	25
46 XL 037	6W	46	74,38	73,87	-	45	14	25
47 XL 037	6W	47	76,00	75,49	-	45	14	25
48 XL 037	6W	48	77,62	77,11	-	45	14	25
49 XL 037	6W	49	79,23	78,72	-	45	14	25
52 XL 037	6W	52	84,08	83,57	-	45	14	25
56 XL 037	6W	56	90,55	90,04	-	45	14	25

XL 037 (passo 1/5" - 5,08 mm) per cinghia di larghezza 0,37" - 9,53 mm
XL 037 (1/5" pitch - 5,08 mm) for 0,37" - 9,53 mm width belt

XL

Passo 5,08mm / 1/5" Pitch



6W

Materiale: Alluminio

Material: Aluminium

	Codice Code	Disegno Drawing	N° Denti Teeth	Dp	De	Df	Dm	B	L
	60 XL 037	6W	60	97,02	96,51	-	45	14	25
	68 XL 037	6W	68	109,96	109,45	-	45	14	25
	70 XL 037	6W	70	113,19	112,68	-	45	14	25
	72 XL 037	6W	72	116,43	115,92	-	45	14	25

Df e Dm possono variare senza preavviso / Df and Dm can vary without notice

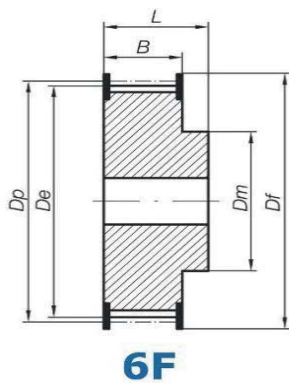
Nelle forme costruttive gli scarichi di alleggerimento possono leggermente variare / During manufacturing, the lightening relief may vary slightly

Pulegge Dentate Passo Pollici

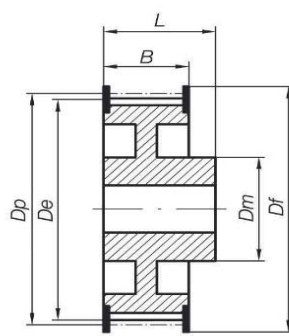
Imperial Pitch Timing Pulleys

L

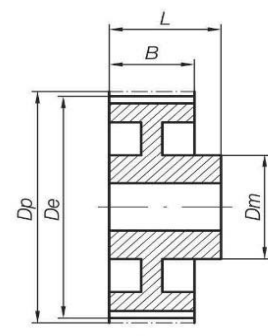
Passo 9,525mm / 3/5" Pitch



6F



6WF



6W

Materiale: Acciaio

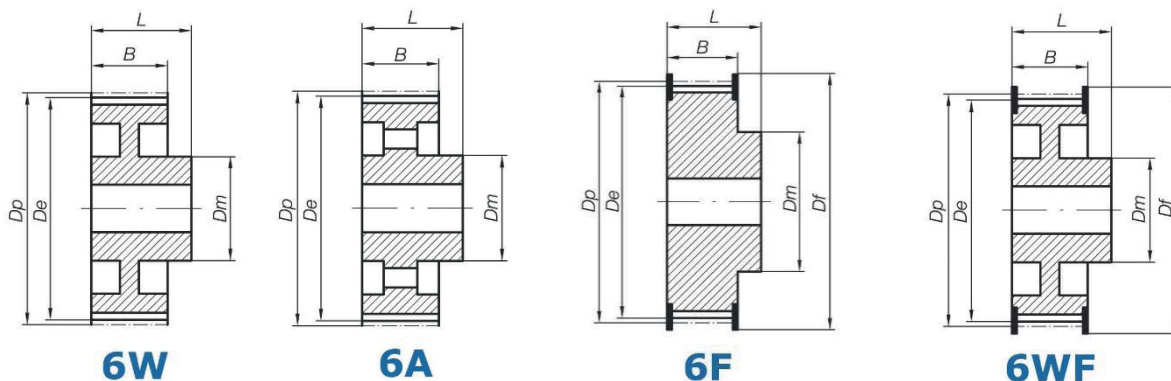
Material: Steel

Codice Code	Disegno Drawing	N° Denti Teeth	Dp	De	Df	Dm	B	L
10 L 050 F	6F	10	30,32	29,56	37,0	20	19	28
11 L 050 F	6F	11	33,35	32,59	37,0	22	19	30
12 L 050 F	6F	12	36,38	35,62	43,0	24	19	30
13 L 050 F	6F	13	39,41	38,65	44,0	28	19	30
14 L 050 F	6F	14	42,45	41,69	48,0	28	19	30
15 L 050 F	6F	15	45,48	44,72	51,0	34	19	30
16 L 050 F	6F	16	48,51	47,75	54,0	36	19	32
17 L 050 F	6F	17	51,54	50,78	57,0	36	19	32
18 L 050 F	6F	18	54,57	53,81	60,0	40	19	32
19 L 050 F	6F	19	57,61	56,85	64,0	40	19	32
20 L 050 F	6F	20	60,64	59,88	66,5	40	19	32
21 L 050 F	6F	21	63,67	62,91	70,0	45	19	32
22 L 050 F	6F	22	66,70	65,94	75,0	45	19	32
23 L 050 F	6F	23	69,73	68,97	79,0	55	19	32
24 L 050 F	6F	24	72,77	72,01	79,0	55	19	32
25 L 050 F	6F	25	75,80	75,04	82,5	58	19	32
26 L 050 F	6F	26	78,83	78,07	86,0	58	19	32
27 L 050 F	6F	27	81,86	81,10	86,0	58	19	32
28 L 050 F	6F	28	84,89	84,13	91,0	58	19	32
29 L 050 F	6F	29	87,93	87,17	94,0	58	19	32
30 L 050 F	6F	30	90,96	90,20	97,0	70	19	32
32 L 050 F	6F	32	97,02	96,26	102,0	70	19	32
33 L 050 F	6F	33	100,05	99,29	106,0	70	19	32
34 L 050 F	6F	34	103,08	102,32	112,0	70	19	32
35 L 050 F	6F	35	106,12	105,36	112,0	70	19	32
36 L 050 F	6F	36	109,15	108,39	115,0	70	19	32
40 L 050 F	6WF	40	121,28	120,52	128,0	70	19	32
41 L 050 F	6WF	41	124,31	123,55	135,0	70	19	32
42 L 050 F	6WF	42	127,34	126,58	135,0	70	19	32
44 L 050 F	6WF	44	133,40	132,64	142,0	70	19	32
45 L 050 F	6WF	45	136,44	135,68	142,0	70	19	32
47 L 050 F	6WF	47	142,50	141,74	150,0	70	19	32
48 L 050 F	6WF	48	145,53	144,76	150,0	70	19	32
50 L 050	6W	50	151,60	150,84	-	70	19	32
52 L 050	6W	52	157,66	156,90	-	70	19	32
56 L 050	6W	56	169,79	169,03	-	70	19	32
57 L 050	6W	57	172,82	172,06	-	70	19	32

L 050 (passo 3/5" - 9,525 mm) per cinghia di larghezza 0,50" - 12,7 mm
L 050 (3/5" pitch - 9,525 mm) for 0,50" - 12,7 mm width belt

L

Passo 9,525mm / 3/5" Pitch



Materiale: Acciaio

Material: Steel

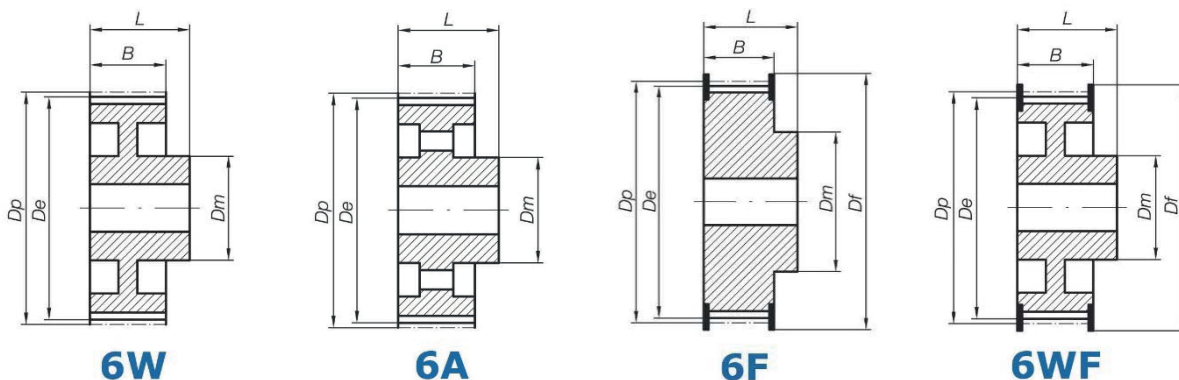
	Codice Code	Disegno Drawing	N° Denti Teeth	Dp	De	Df	Dm	B	L
	60 L 050	6W	60	181,91	181,15	-	75	19	42
	72 L 050	6A	72	218,30	217,54	-	75	19	42
	84 L 050	6A	84	254,68	253,92	-	75	19	42
	90 L 050	6A	90	272,87	272,11	-	75	19	42
L 075 (passo 3/5" - 9,525 mm) per cinghia di larghezza 0,75" - 19,05 mm L 075 (3/5" pitch - 9,525 mm) for 0,75" - 19,05 mm width belt	10 L 075 F	6F	10	30,32	29,56	37,0	20	25	38
	11 L 075 F	6F	11	33,35	32,59	37,0	22	25	38
	12 L 075 F	6F	12	36,38	35,62	43,0	24	25	38
	13 L 075 F	6F	13	39,41	38,65	44,0	28	25	38
	14 L 075 F	6F	14	42,45	41,69	48,0	28	25	38
	15 L 075 F	6F	15	45,48	44,72	51,0	34	25	38
	16 L 075 F	6F	16	48,51	47,75	54,0	36	25	38
	17 L 075 F	6F	17	51,54	50,78	57,0	36	25	38
	18 L 075 F	6F	18	54,57	53,81	60,0	40	25	38
	19 L 075 F	6F	19	57,61	56,85	64,0	40	25	38
	20 L 075 F	6F	20	60,64	59,88	66,5	40	25	38
	21 L 075 F	6F	21	63,67	62,91	70,0	45	25	38
	22 L 075 F	6F	22	66,70	65,94	75,0	45	25	38
	23 L 075 F	6F	23	69,73	68,97	79,0	55	25	38
	24 L 075 F	6F	24	72,77	72,01	79,0	55	25	38
	25 L 075 F	6F	25	75,80	75,04	82,5	58	25	38
	26 L 075 F	6F	26	78,83	78,07	86,0	58	25	38
	27 L 075 F	6F	27	81,86	81,10	86,0	58	25	38
	28 L 075 F	6F	28	84,89	84,13	91,0	58	25	38
	29 L 075 F	6F	29	87,93	87,17	94,0	58	25	38
	30 L 075 F	6F	30	90,96	90,20	97,0	70	25	38
	32 L 075 F	6F	32	97,02	96,26	102,0	70	25	38
	33 L 075 F	6F	33	100,05	99,29	106,0	70	25	38
	34 L 075 F	6F	34	103,08	102,32	112,0	70	25	38
	35 L 075 F	6F	35	106,12	105,36	112,0	70	25	38
	36 L 075 F	6F	36	109,15	108,39	115,0	70	25	38
	40 L 075 F	6WF	40	121,28	120,52	128,0	70	25	38
	41 L 075 F	6WF	41	124,31	123,55	135,0	70	25	38
	42 L 075 F	6WF	42	127,34	126,58	135,0	70	25	38
	44 L 075 F	6WF	44	133,40	132,64	142,0	70	25	38
	45 L 075 F	6WF	45	136,44	135,68	142,0	70	25	38
	47 L 075 F	6WF	47	142,50	141,74	150,0	70	25	38
48 L 075 F	6WF	48	145,53	144,76	150,0	70	25	38	

Pulegge Dentate Passo Pollici

Imperial Pitch Timing Pulleys

L

Passo 9,525mm / 3/5" Pitch



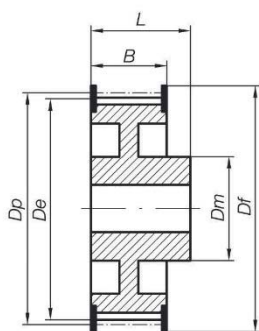
Materiale: Acciaio

Material: Steel

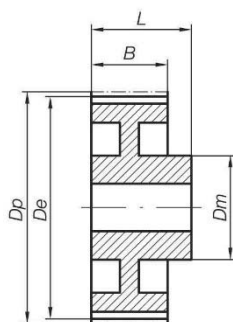
	Codice Code	Disegno Drawing	N° Denti Teeth	Dp	De	Df	Dm	B	L
	50 L 075	6W	50	151,60	150,84	-	70	25	38
	52 L 075	6W	52	157,66	156,90	-	70	25	38
	56 L 075	6W	56	169,79	169,03	-	70	25	38
	57 L 075	6W	57	172,82	172,06	-	70	25	38
	60 L 075	6W	60	181,91	181,15	-	75	25	45
	72 L 075	6A	72	218,30	217,54	-	75	25	45
	84 L 075	6A	84	254,68	253,92	-	75	25	45
	90 L 075	6A	90	272,87	272,11	-	75	25	45
L 100 (passo 3/5" - 9,525 mm) per cinghia di larghezza 1,00" - 25,4 mm L 100 (3/5" pitch - 9,525 mm) for 1,00" - 25,4 mm width belt	10 L 100 F	6F	10	30,32	29,56	37,0	20	32	45
	11 L 100 F	6F	11	33,35	32,59	37,0	22	32	45
	12 L 100 F	6F	12	36,38	35,62	43,0	24	32	45
	13 L 100 F	6F	13	39,41	38,65	44,0	28	32	45
	14 L 100 F	6F	14	42,45	41,69	48,0	28	32	45
	15 L 100 F	6F	15	45,48	44,72	51,0	34	32	45
	16 L 100 F	6F	16	48,51	47,75	54,0	36	32	45
	17 L 100 F	6F	17	51,54	50,78	57,0	36	32	45
	18 L 100 F	6F	18	54,57	53,81	60,0	40	32	45
	19 L 100 F	6F	19	57,61	56,85	64,0	40	32	45
	20 L 100 F	6F	20	60,64	59,88	66,5	40	32	45
	21 L 100 F	6F	21	63,67	62,91	70,0	45	32	45
	22 L 100 F	6F	22	66,70	65,94	75,0	45	32	45
	23 L 100 F	6F	23	69,73	68,97	79,0	55	32	45
	24 L 100 F	6F	24	72,77	72,01	79,0	55	32	45
	25 L 100 F	6F	25	75,80	75,04	82,5	58	32	45
	26 L 100 F	6F	26	78,83	78,07	86,0	58	32	45
	27 L 100 F	6F	27	81,86	81,10	86,0	58	32	45
	28 L 100 F	6F	28	84,89	84,13	91,0	58	32	45
	29 L 100 F	6F	29	87,93	87,17	94,0	58	32	45
	30 L 100 F	6F	30	90,96	90,20	97,0	70	32	45
	32 L 100 F	6F	32	97,02	96,26	102,0	70	32	45
	33 L 100 F	6F	33	100,05	99,29	106,0	70	32	45
	34 L 100 F	6F	34	103,08	102,32	112,0	70	32	45
35 L 100 F	6F	35	106,12	105,36	112,0	70	32	45	
36 L 100 F	6F	36	109,15	108,39	115,0	70	32	45	
40 L 100 F	6WF	40	121,28	120,52	128,0	70	32	45	
41 L 100 F	6WF	41	124,31	123,55	135,0	70	32	45	
42 L 100 F	6WF	42	127,34	126,58	135,0	70	32	45	

L

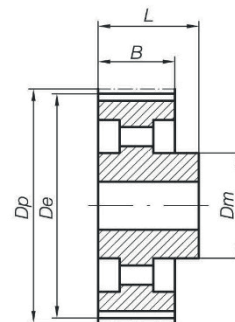
Passo 9,525mm / 3/5" Pitch



6WF



6W



6A

Materiale: Acciaio

Material: Steel

L 100 (passo 9,525 mm) per cinghia da 25,4 mm L 100 (pitch 9,525 mm) for 25,4 mm width belt	Codice Code	Disegno Drawing	N° Denti Teeth	Dp	De	Df	Dm	B	L
	44 L 100 F	6WF	44	133,40	132,64	142,0	70	32	45
	45 L 100 F	6WF	45	136,44	135,68	142,0	70	32	45
	47 L 100 F	6WF	47	142,50	141,74	150,0	70	32	45
	48 L 100 F	6WF	48	145,53	144,76	150,0	70	32	45
	50 L 100	6W	50	151,60	150,84	-	70	32	45
	52 L 100	6W	52	157,66	156,90	-	70	32	45
	56 L 100	6W	56	169,79	169,03	-	70	32	45
	57 L 100	6W	57	172,82	172,06	-	70	32	45
	60 L 100	6W	60	181,91	181,15	-	75	32	50
	72 L 100	6A	72	218,30	217,54	-	75	32	50
	84 L 100	6A	84	254,68	253,92	-	75	32	50
	90 L 100	6A	90	272,87	272,11	-	75	32	50

Df e Dm possono variare senza preavviso / Df and Dm can vary without notice

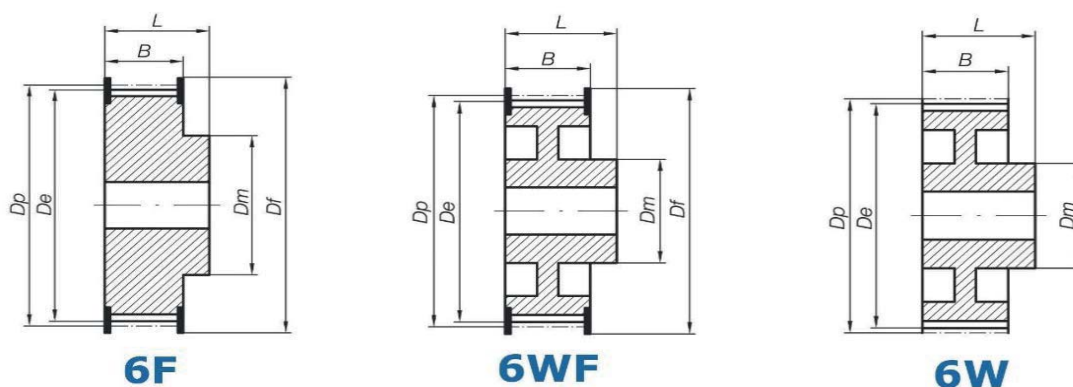
Nelle forme costruttive gli scarichi di alleggerimento possono leggermente variare / During manufacturing, the lightening relief may vary slightly

Pulegge Dentate Passo Pollici

Imperial Pitch Timing Pulleys

H

Passo 12,7mm / 1/2" Pitch



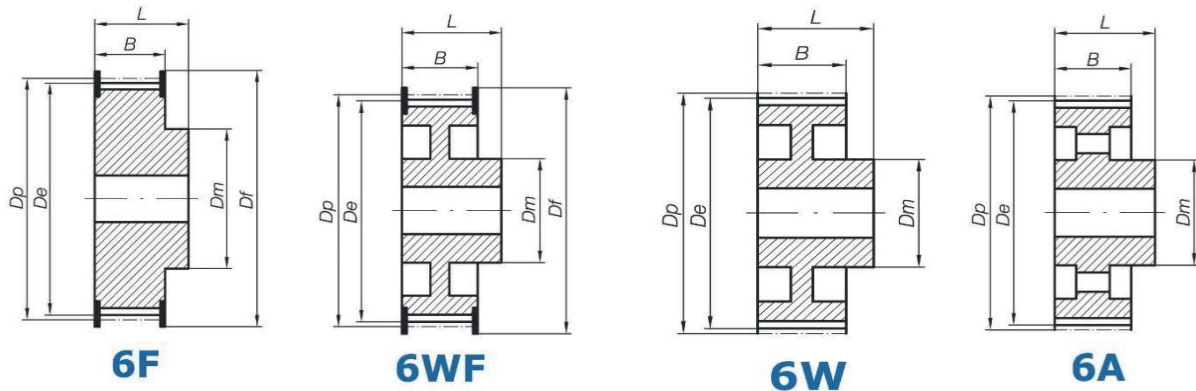
Materiale: Acciaio

Material: Steel

	Codice Code	Disegno Drawing	N° Denti Teeth	Dp	De	Df	Dm	B	L
H per cinghia di larghezza 0,75" - 19,05 mm H for 0,75" - 19,05 mm width belt	14 H 075 F	6F	14	56,60	55,23	64,0	40	26	40
	15 H 075 F	6F	15	60,64	59,27	66,5	45	26	40
	16 H 075 F	6F	16	64,68	63,31	70,0	45	26	40
	17 H 075 F	6F	17	68,72	67,35	75,0	45	26	40
	18 H 075 F	6F	18	72,77	71,40	79,0	55	26	40
	19 H 075 F	6F	19	76,81	75,44	82,5	60	26	40
	20 H 075 F	6F	20	80,85	79,48	87,0	62	26	40
	21 H 075 F	6F	21	84,89	83,52	91,0	65	26	40
	22 H 075 F	6F	22	88,94	87,57	94,0	68	26	40
	23 H 075 F	6F	23	92,98	91,61	97,0	72	26	40
	24 H 075 F	6F	24	97,02	95,65	102,0	72	26	40
	25 H 075 F	6F	25	101,06	99,69	106,0	72	26	40
	26 H 075 F	6F	26	105,11	103,74	112,0	80	26	40
	27 H 075 F	6F	27	109,15	107,78	115,0	80	26	40
	28 H 075 F	6F	28	113,19	111,82	120,0	80	26	40
	29 H 075 F	6F	29	117,23	115,86	120,0	80	26	40
	30 H 075 F	6F	30	121,28	119,91	128,0	80	26	40
	32 H 075 F	6F	32	129,36	127,99	135,0	80	26	40
	33 H 075 F	6F	33	133,40	132,03	142,0	80	26	40
	34 H 075 F	6F	34	137,45	136,08	142,0	80	26	40
35 H 075 F	6F	35	141,49	140,12	150,0	80	26	40	
36 H 075 F	6F	36	145,53	144,16	150,0	80	26	40	
38 H 075 F	6F	38	153,62	152,25	158,0	80	26	40	
40 H 075 F	6F	40	161,70	160,33	168,0	80	26	40	
44 H 075 F	6WF	6WF	44	177,87	176,50	184,0	80	26	40
45 H 075 F	6WF	6WF	45	181,91	180,54	192,0	80	26	40
48 H 075 F	6WF	6WF	48	194,04	192,67	200,0	90	26	45
50 H 075	6W	6W	50	202,13	200,76	-	90	26	45
H per cinghia da 25,4 mm H for 25,4 mm width belt	14 H 100 F	6F	14	56,60	55,23	64,0	40	32	45
	15 H 100 F	6F	15	60,64	59,27	66,5	45	32	45
	16 H 100 F	6F	16	64,68	63,31	70,0	45	32	45
	17 H 100 F	6F	17	68,72	67,35	75,0	45	32	45
	18 H 100 F	6F	18	72,77	71,40	79,0	55	32	45
	19 H 100 F	6F	19	76,81	75,44	82,5	60	32	45
	20 H 100 F	6F	20	80,85	79,48	87,0	62	32	45
	21 H 100 F	6F	21	84,89	83,52	91,0	65	32	45
22 H 100 F	6F	22	88,94	87,57	94,0	68	32	45	

H

Passo 12,7mm / 1/2" Pitch



Materiale: Acciaio

Material: Steel

	Codice Code	Disegno Drawing	N° Denti Teeth	Dp	De	Df	Dm	B	L
H per cinghia di larghezza 1,00" - 25,4 mm H for 1,00" - 25,4 mm width belt H for 1,00" - 25,4 mm width belt	23 H 100 F	6F	23	92,98	91,61	97,0	72	32	45
	24 H 100 F	6F	24	97,02	95,65	102,0	72	32	45
	25 H 100 F	6F	25	101,06	99,69	106,0	72	32	45
	26 H 100 F	6F	26	105,11	103,74	112,0	80	32	45
	27 H 100 F	6F	27	109,15	107,78	115,0	80	32	45
	28 H 100 F	6F	28	113,19	111,82	120,0	80	32	45
	29 H 100 F	6F	29	117,23	115,86	120,0	80	32	45
	30 H 100 F	6F	30	121,28	119,91	128,0	80	32	45
	32 H 100 F	6F	32	129,36	127,99	135,0	80	32	45
	33 H 100 F	6F	33	133,40	132,03	142,0	80	32	45
	34 H 100 F	6F	34	137,45	136,08	142,0	80	32	45
	35 H 100 F	6F	35	141,49	140,12	150,0	80	32	45
	36 H 100 F	6WF	36	145,53	144,16	150,0	80	32	45
	38 H 100 F	6WF	38	153,62	152,25	158,0	80	32	45
	40 H 100 F	6WF	40	161,70	160,33	168,0	80	32	45
	44 H 100 F	6WF	44	177,87	176,50	184,0	80	32	50
	45 H 100 F	6WF	45	181,91	180,54	192,0	80	32	50
	48 H 100 F	6WF	48	194,04	192,67	200,0	90	32	50
	50 H 100	6W	50	202,13	200,76	-	90	32	50
	52 H 100	6W	52	210,21	208,84	-	90	32	50
58 H 100	6A	58	234,47	233,10	-	90	32	50	
60 H 100	6A	60	242,55	241,18	-	90	32	50	
70 H 100	6A	70	282,98	281,61	-	100	32	55	
72 H 100	6A	72	291,06	289,69	-	100	32	55	
84 H 100	6A	84	339,57	338,20	-	100	32	55	
96 H 100	6A	96	388,08	386,71	-	120	32	60	
H per cinghia da 38,1 mm H for 38,1 mm width belt	14 H 150 F	6F	14	56,60	55,23	64,0	40	46	58
	15 H 150 F	6F	15	60,64	59,27	66,5	45	46	58
	16 H 150 F	6F	16	64,68	63,31	70,0	45	46	58
	17 H 150 F	6F	17	68,72	67,35	75,0	45	46	58
	18 H 150 F	6F	18	72,77	71,40	79,0	55	46	58
	19 H 150 F	6F	19	76,81	75,44	82,5	60	46	58
	20 H 150 F	6F	20	80,85	79,48	87,0	62	46	58
	21 H 150 F	6F	21	84,89	83,52	91,0	65	46	58
	22 H 150 F	6F	22	88,94	87,57	94,0	68	46	58
	23 H 150 F	6F	23	92,98	91,61	97,0	72	46	58
24 H 150 F	6F	24	97,02	95,65	102,0	72	46	58	

Pulegge Dentate Passo Pollici

Imperial Pitch Timing Pulleys

H

Passo 12.7mm / 1/2" Pitch



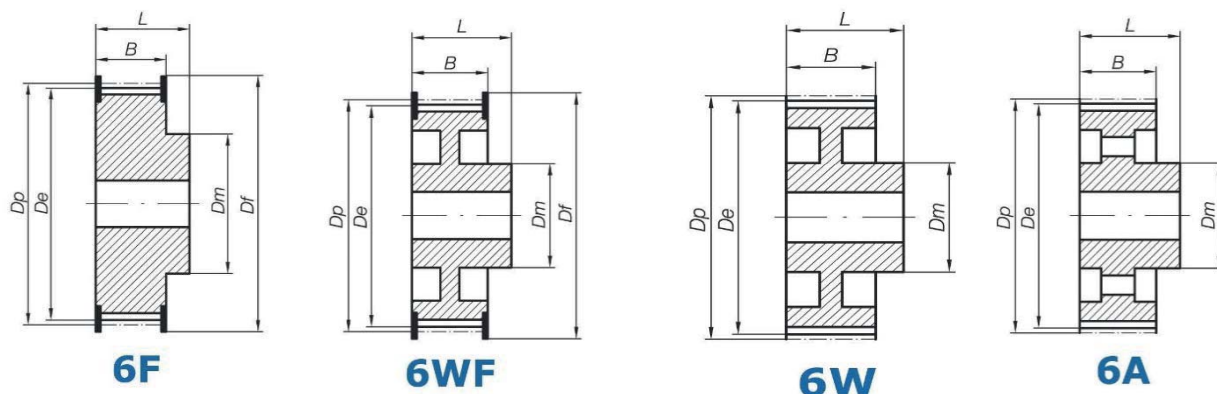
Materiale: Acciaio

Material: Steel

	Codice Code	Disegno Drawing	N° Denti Teeth	Dp	De	Df	Dm	B	L
H per cinghia di larghezza 1,5" - 38,1 mm H for 1,50" - 38,1 mm width belt	25 H 150 F	6F	25	101,06	99,69	106,0	72	46	58
	26 H 150 F	6F	26	105,11	103,74	112,0	80	46	58
	27 H 150 F	6F	27	109,15	107,78	115,0	80	46	58
	28 H 150 F	6F	28	113,19	111,82	120,0	80	46	58
	29 H 150 F	6F	29	117,23	115,86	120,0	80	46	58
	30 H 150 F	6F	30	121,28	119,91	128,0	80	46	58
	32 H 150 F	6F	32	129,36	127,99	135,0	80	46	58
	33 H 150 F	6F	33	133,40	132,03	142,0	80	46	58
	34 H 150 F	6F	34	137,45	136,08	142,0	80	46	58
	35 H 150 F	6F	35	141,49	140,12	150,0	80	46	58
	36 H 150 F	6WF	36	145,53	144,16	150,0	80	46	58
	38 H 150 F	6WF	38	153,62	152,25	158,0	80	46	58
	40 H 150 F	6WF	40	161,70	160,33	168,0	80	46	58
	44 H 150 F	6WF	44	177,87	176,50	184,0	80	46	58
	45 H 150 F	6WF	45	181,91	180,54	192,0	80	46	58
	48 H 150 F	6WF	48	194,04	192,67	200,0	90	46	65
	50 H 150	6W	50	202,13	200,76	-	90	46	65
	52 H 150	6W	52	210,21	208,84	-	90	46	65
	58 H 150	6A	58	234,47	233,10	-	90	46	65
60 H 150	6A	60	242,55	241,18	-	90	46	65	
70 H 150	6A	70	282,98	281,61	-	100	46	65	
72 H 150	6A	72	291,06	289,69	-	100	46	65	
84 H 150	6A	84	339,57	338,20	-	100	46	65	
96 H 150	6A	96	388,08	386,71	-	120	46	65	
H per cinghia di larghezza 2,00" - 50,8 mm H for 2,00" - 50,8 mm width belt	14 H 200 F	6F	14	56,60	55,23	64,0	40	59	70
	15 H 200 F	6F	15	60,64	59,27	66,5	45	59	70
	16 H 200 F	6F	16	64,68	63,31	70,0	45	59	70
	17 H 200 F	6F	17	68,72	67,35	75,0	45	59	70
	18 H 200 F	6F	18	72,77	71,40	79,0	55	59	70
	19 H 200 F	6F	19	76,81	75,44	82,5	60	59	70
	20 H 200 F	6F	20	80,85	79,48	87,0	62	59	70
	21 H 200 F	6F	21	84,89	83,52	91,0	65	59	70
	22 H 200 F	6F	22	88,94	87,57	94,0	68	59	70
	23 H 200 F	6F	23	92,98	91,61	97,0	72	59	70
	24 H 200 F	6F	24	97,02	95,65	102,0	72	59	70
25 H 200 F	6F	25	101,06	99,69	106,0	72	59	70	
26 H 200 F	6F	26	105,11	103,74	112,0	80	59	70	

H

Passo 12,7mm / 1/2" Pitch



Materiale: Acciaio

Material: Steel

	Codice Code	Disegno Drawing	N° Denti Teeth	Dp	De	Df	Dm	B	L
H per cinghia di larghezza 2,00" - 50,8 mm H for 2,00" - 50,8 mm width belt	27 H 200 F	6F	27	109,15	107,78	115,0	80	59	70
	28 H 200 F	6F	28	113,19	111,82	120,0	80	59	70
	29 H 200 F	6F	29	117,23	115,86	120,0	80	59	70
	30 H 200 F	6F	30	121,28	119,91	128,0	80	59	70
	32 H 200 F	6F	32	129,36	127,99	135,0	80	59	70
	33 H 200 F	6F	33	133,40	132,03	142,0	80	59	70
	34 H 200 F	6F	34	137,45	136,08	142,0	80	59	70
	35 H 200 F	6F	35	141,49	140,12	150,0	80	59	70
	36 H 200 F	6WF	36	145,53	144,16	150,0	80	59	70
	38 H 200 F	6WF	38	153,62	152,25	158,0	80	59	70
	40 H 200 F	6WF	40	161,70	160,33	168,0	80	59	70
	44 H 200 F	6WF	44	177,87	176,50	184,0	80	59	70
	45 H 200 F	6WF	45	181,91	180,54	192,0	80	59	70
	48 H 200 F	6WF	48	194,04	192,67	200,0	90	59	75
	50 H 200	6W	50	202,13	200,76	-	90	59	75
	52 H 200	6W	52	210,21	208,84	-	90	59	75
	58 H 200	6A	58	234,47	233,10	-	90	59	75
	60 H 200	6A	60	242,55	241,18	-	90	59	75
70 H 200	6A	70	282,98	281,61	-	100	59	75	
72 H 200	6A	72	291,06	289,69	-	100	59	75	
84 H 200	6A	84	339,57	338,20	-	100	59	75	
96 H 200	6A	96	388,08	386,71	-	120	59	75	
H per cinghia di larghezza 3,00" - 76,2 mm H for 3,00" - 76,2 mm width belt	14 H 300 F	6F	14	56,60	55,23	64,0	40	86	100
	15 H 300 F	6F	15	60,64	59,27	66,5	45	86	100
	16 H 300 F	6F	16	64,68	63,31	70,0	45	86	100
	17 H 300 F	6F	17	68,72	67,35	75,0	45	86	100
	18 H 300 F	6F	18	72,77	71,40	79,0	55	86	100
	19 H 300 F	6F	19	76,81	75,44	82,5	60	86	100
	20 H 300 F	6F	20	80,85	79,48	87,0	62	86	100
	21 H 300 F	6F	21	84,89	83,52	91,0	65	86	100
	22 H 300 F	6F	22	88,94	87,57	94,0	68	86	100
	23 H 300 F	6F	23	92,98	91,61	97,0	72	86	100
	24 H 300 F	6F	24	97,02	95,65	102,0	72	86	100
	25 H 300 F	6F	25	101,06	99,69	106,0	72	86	100
26 H 300 F	6F	26	105,11	103,74	112,0	80	86	100	
27 H 300 F	6F	27	109,15	107,78	115,0	80	86	100	
28 H 300 F	6F	28	113,19	111,82	120,0	80	86	100	

Pulegge Dentate Passo Pollici

Imperial Pitch Timing Pulleys

H

Passo 12,7mm / 1/2" Pitch



Materiale: Acciaio

Material: Steel

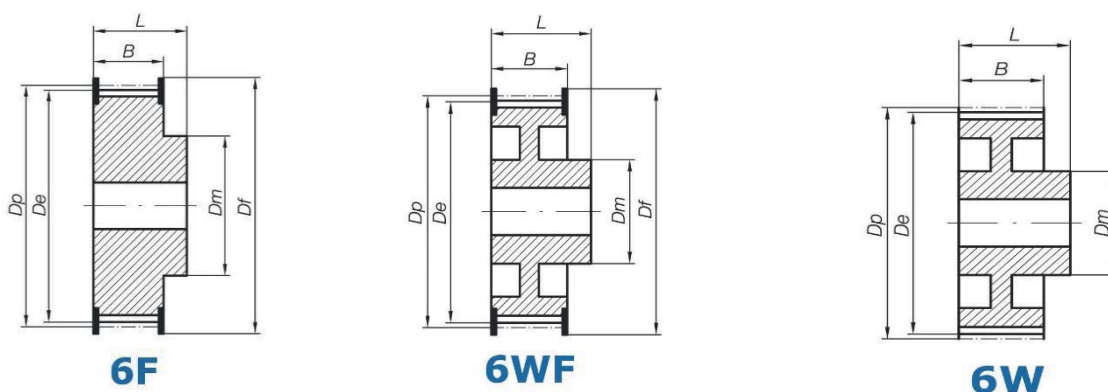
	Codice Code	Disegno Drawing	N° Denti Teeth	Dp	De	Df	Dm	B	L
H per cinghia di larghezza 3,00" - 76,2 mm H for 3,00" - 76,2 mm width belt	29 H 300 F	6F	29	117,23	115,86	120,0	80	86	100
	30 H 300 F	6F	30	121,28	119,91	128,0	80	86	100
	32 H 300 F	6F	32	129,36	127,99	135,0	80	86	100
	33 H 300 F	6F	33	133,40	132,03	142,0	80	86	100
	34 H 300 F	6F	34	137,45	136,08	142,0	80	86	100
	35 H 300 F	6F	35	141,49	140,12	150,0	80	86	100
	36 H 300 F	6WF	36	145,53	144,16	150,0	80	86	100
	38 H 300 F	6WF	38	153,62	152,25	158,0	80	86	100
	40 H 300 F	6WF	40	161,70	160,33	168,0	80	86	100
	44 H 300 F	6WF	44	177,87	176,50	184,0	80	86	100
	45 H 300 F	6WF	45	181,91	180,54	192,0	80	86	100
	48 H 300 F	6WF	48	194,04	192,67	200,0	90	86	100
	50 H 300	6W	50	202,13	200,76	-	90	86	100
	52 H 300	6W	52	210,21	208,84	-	90	86	100
	58 H 300	6A	58	234,47	233,10	-	90	86	100
	60 H 300	6A	60	242,55	241,18	-	90	86	100
	70 H 300	6A	70	282,98	281,61	-	100	86	100
	72 H 300	6A	72	291,06	289,69	-	100	86	100
84 H 300	6A	84	339,57	338,20	-	100	86	100	
96 H 300	6A	96	388,08	386,71	-	120	86	100	

Df e Dm possono variare senza preavviso / Df and Dm can vary without notice

Nelle forme costruttive gli scarichi di alleggerimento possono leggermente variare / During manufacturing, the lightening relief may vary slightly

XH

Passo 22,225mm / 7/8" Pitch



Materiale: Ghisa Material: Cast Iron

	Codice Code	Disegno Drawing	N° Denti Teeth	Dp	De	Df	Dm	B	L
XH per cinghia da 2,00" - 50,8 mm XH for 2,00" - 50,8 mm width belt	18 XH 200 F	6F	18	127,34	124,55	136,0	100	65	80
	20 XH 200 F	6F	20	141,49	138,70	155,0	100	65	80
	22 XH 200 F	6F	22	155,64	152,83	162,0	110	65	80
	24 XH 200 F	6F	24	169,79	167,00	176,0	120	65	80
	26 XH 200 F	6F	26	183,92	181,13	191,0	150	65	80
	28 XH 200 F	6F	28	198,08	195,29	213,0	150	65	80
	30 XH 200 F	6F	30	212,23	209,44	225,0	150	65	80
	32 XH 200 F	6F	32	226,38	223,59	240,0	150	65	80
	40 XH 200 F	6WF	40	282,98	280,19	290,0	150	65	100
	44 XH 200	6W	44	311,28	308,48	-	150	65	100
	48 XH 200	6W	48	339,57	336,78	-	150	65	100
XH per cinghia da 3,00" - 76,2 mm XH for 3,00" - 76,2 mm width belt	18 XH 300 F	6F	18	127,34	124,55	136,0	100	92	110
	20 XH 300 F	6F	20	141,49	138,70	155,0	100	92	110
	22 XH 300 F	6F	22	155,64	152,83	162,0	110	92	110
	24 XH 300 F	6F	24	169,79	167,00	176,0	120	92	110
	26 XH 300 F	6F	26	183,92	181,13	191,0	150	92	110
	28 XH 300 F	6F	28	198,08	195,29	210,0	150	92	110
	30 XH 300 F	6F	30	212,23	209,44	225,0	150	92	110
	32 XH 300 F	6F	32	226,38	223,59	240,0	150	92	110
	40 XH 300 F	6WF	40	282,98	280,19	290,0	150	92	120
	44 XH 300	6W	44	311,28	308,48	-	150	92	120
	48 XH 300	6W	48	339,57	336,78	-	150	92	120
XH per cinghia da 4,00" - 101,6 mm XH for 4,00" - 101,6 mm width belt	18 XH 400 F	6F	18	127,34	124,55	136,0	100	119	132
	20 XH 400 F	6F	20	141,49	138,70	155,0	100	119	132
	22 XH 400 F	6F	22	155,64	152,83	162,0	110	119	132
	24 XH 400 F	6F	24	169,79	167,00	176,0	120	119	132
	26 XH 400 F	6F	26	183,92	181,13	191,0	150	119	132
	28 XH 400 F	6F	28	198,08	195,29	210,0	150	119	132
	30 XH 400 F	6F	30	212,23	209,44	225,0	150	119	132
	32 XH 400 F	6F	32	226,38	223,59	240,0	150	119	132
	40 XH 400 F	6WF	40	282,98	280,19	290,0	150	119	132
	44 XH 400	6W	44	311,28	308,48	-	150	119	132
	48 XH 400	6W	48	339,57	336,78	-	150	119	132

Df e Dm possono variare senza preavviso | Df and Dm can vary without notice

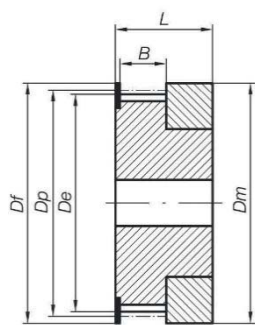
Nelle forme costruttive gli scarichi di alleggerimento possono leggermente variare | During manufacturing, the lightening relief may vary slightly

Pulegge Dentate Passo HTD

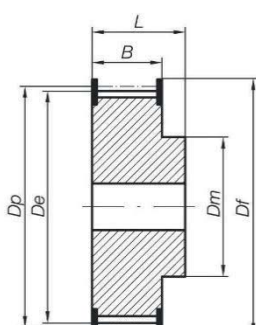
HTD Pitch Timing Pulleys

HTD 3M

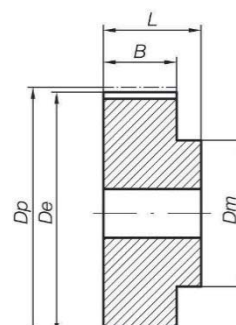
Passo 3mm / 3mm Pitch



1F



6F



6

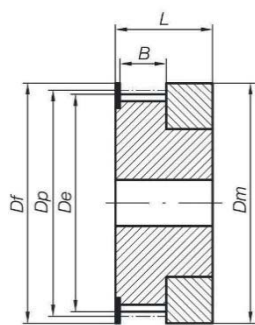
Materiale: Alluminio

Material: Aluminium

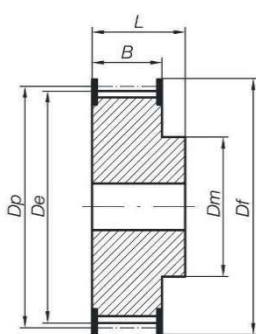
	Codice Code	Disegno Drawing	N° Denti Teeth	Dp	De	Df	Dm	B	L
HTD 3M per cinghia di larghezza 6 mm HTD 3M for 6 mm width belt	10 3M 06 F	1F	10	9,55	8,79	13,0	13	7	15
	12 3M 06 F	1F	12	11,46	10,70	15,0	15	7	15
	14 3M 06 F	1F	14	13,37	12,61	16,0	16	7	15
	15 3M 06 F	1F	15	14,32	13,56	17,5	18	7	15
	16 3M 06 F	6F	16	15,28	14,52	17,5	10	10	18
	18 3M 06 F	6F	18	17,19	16,43	20,0	11	10	18
	20 3M 06 F	6F	20	19,10	18,34	23,0	13	10	18
	21 3M 06 F	6F	21	20,05	19,29	25,0	13	10	18
	22 3M 06 F	6F	22	21,01	20,25	25,0	13	10	18
	24 3M 06 F	6F	24	22,92	22,16	25,0	13	10	18
	26 3M 06 F	6F	26	24,83	24,07	28,0	16	10	18
	28 3M 06 F	6F	28	26,74	25,98	32,0	18	10	18
	30 3M 06 F	6F	30	28,65	27,89	32,0	20	10	18
	32 3M 06 F	6F	32	30,56	29,80	36,0	22	10	18
	36 3M 06 F	6F	36	34,38	33,62	39,0	26	10	18
	40 3M 06 F	6F	40	38,20	37,44	42,0	28	10	18
	44 3M 06 F	6F	44	42,02	41,25	48,0	33	10	18
48 3M 06	6	48	45,84	45,07	-	33	10	19	
60 3M 06	6	60	57,30	56,53	-	33	10	19	
72 3M 06	6	72	68,75	67,99	-	33	10	19	
HTD 3M 09 (passo 3 mm) per cinghia di larghezza 9 mm HTD 3M 09 (3 mm pitch) for 9 mm width belt	10 3M 09 F	1F	10	9,55	8,79	13,0	13	10	18
	12 3M 09 F	1F	12	11,46	10,70	15,0	15	10	18
	14 3M 09 F	1F	14	13,37	12,61	16,0	16	10	18
	15 3M 09 F	1F	15	14,32	13,56	17,5	18	10	18
	16 3M 09 F	6F	16	15,28	14,52	17,5	10	13	21
	18 3M 09 F	6F	18	17,19	16,43	20,0	11	13	21
	20 3M 09 F	6F	20	19,10	18,34	23,0	13	13	21
	21 3M 09 F	6F	21	20,05	19,29	25,0	13	13	21
	22 3M 09 F	6F	22	21,01	20,25	25,0	13	13	21
	24 3M 09 F	6F	24	22,92	22,16	25,0	13	13	21
	26 3M 09 F	6F	26	24,83	24,07	28,0	16	13	21
	28 3M 09 F	6F	28	26,74	25,98	32,0	18	13	21
	30 3M 09 F	6F	30	28,65	27,89	32,0	20	13	21
	32 3M 09 F	6F	32	30,56	29,80	36,0	22	13	21
	36 3M 09 F	6F	36	34,38	33,62	39,0	26	13	22
	40 3M 09 F	6F	40	38,20	37,44	42,0	28	13	22
	44 3M 09 F	6F	44	42,02	41,25	48,0	33	13	22

HTD 3M

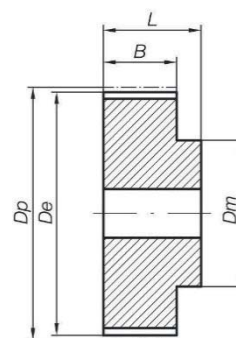
Passo 3mm / 3mm Pitch



1F



6F



6

Materiale: Alluminio

Material: Aluminium

	Codice Code	Disegno Drawing	N° Denti Teeth	Dp	De	Df	Dm	B	L
	48 3M 09	6	48	45,84	45,07	-	33	13	22
	60 3M 09	6	60	57,30	56,53	-	33	13	22
	72 3M 09	6	72	68,75	67,99	-	33	13	22
HTD 3M 15 (passo 3 mm) per cinghia di larghezza 15 mm HTD 3M 15 (3 mm pitch) for 15 mm width belt	10 3M 15 F	1F	10	9,55	8,79	13,0	13	17	26
	12 3M 15 F	1F	12	11,46	10,70	15,0	15	17	26
	14 3M 15 F	1F	14	13,37	12,61	16,0	16	17	26
	15 3M 15 F	1F	15	14,32	13,56	17,5	18	17	26
	16 3M 15 F	6F	16	15,28	14,52	17,5	10	20	26
	18 3M 15 F	6F	18	17,19	16,43	20,0	11	20	26
	20 3M 15 F	6F	20	19,10	18,34	23,0	13	20	26
	21 3M 15 F	6F	21	20,05	19,29	25,0	13	20	26
	22 3M 15 F	6F	22	21,01	20,25	25,0	13	20	26
	24 3M 15 F	6F	24	22,92	22,16	25,0	13	20	26
	26 3M 15 F	6F	26	24,83	24,07	28,0	16	20	26
	28 3M 15 F	6F	28	26,74	25,98	32,0	18	20	26
	30 3M 15 F	6F	30	28,65	27,89	32,0	20	20	26
	32 3M 15 F	6F	32	30,56	29,80	36,0	22	20	26
	36 3M 15 F	6F	36	34,38	33,62	39,0	26	20	30
	40 3M 15 F	6F	40	38,20	37,44	42,0	28	20	30
	44 3M 15 F	6F	44	42,02	41,25	48,0	33	20	30
	48 3M 15	6	48	45,84	45,07	-	33	20	30
60 3M 15	6	60	57,30	56,53	-	33	20	30	
72 3M 15	6	72	68,75	67,99	-	33	20	30	

Df e Dm possono variare senza preavviso / Df and Dm can vary without notice

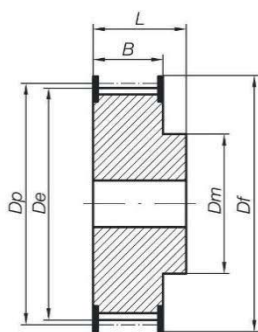
Nelle forme costruttive gli scarichi di alleggerimento possono leggermente variare / During manufacturing, the lightening relief may vary slightly

Pulegge Dentate Passo HTD

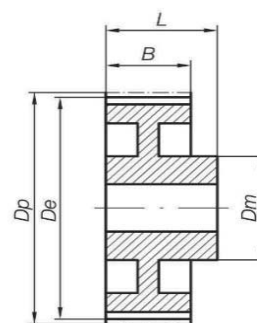
HTD Pitch Timing Pulleys

HTD 5M

Passo 5mm / 5mm Pitch



6F



6W

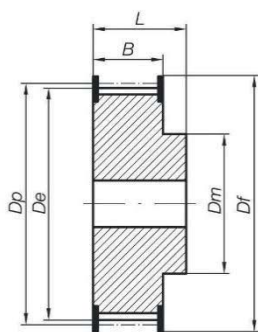
Materiale: Acciaio fino a Z40 e alluminio da Z44 a Z72

Material: Steel up to Z40 and aluminium over Z40

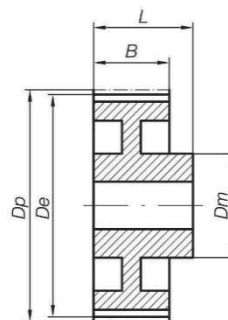
	Codice Code	Disegno Drawing	N° Denti Teeth	Dp	De	Df	Dm	B	L
HTD 5M 09 (passo 5 mm) per cinghia di larghezza 9 mm HTD 5M 09 (5 mm pitch) for 9 mm width belt	12 5M 09 F	6F	12	19,09	17,95	23,0	12	15	20
	14 5M 09 F	6F	14	22,28	21,14	25,0	13	15	20
	15 5M 09 F	6F	15	23,87	22,73	28,0	16	15	20
	16 5M 09 F	6F	16	25,46	24,32	28,0	16	15	20
	18 5M 09 F	6F	18	28,65	27,50	32,0	20	15	20
	20 5M 09 F	6F	20	31,83	30,69	36,0	23	15	23
	21 5M 09 F	6F	21	33,42	32,28	38,0	24	15	23
	22 5M 09 F	6F	22	35,01	33,87	39,0	26	15	23
	24 5M 09 F	6F	24	38,20	37,05	42,0	27	15	23
	26 5M 09 F	6F	26	41,38	40,24	44,0	30	15	23
	28 5M 09 F	6F	28	44,56	43,42	48,0	31	15	23
	30 5M 09 F	6F	30	47,75	46,60	51,0	35	15	23
	32 5M 09 F	6F	32	50,93	49,79	54,0	38	15	23
	36 5M 09 F	6F	36	57,30	56,15	60,0	38	15	23
	40 5M 09 F	6F	40	63,66	62,52	71,0	38	15	23
	44 5M 09	6W	44	70,03	68,89	-	38	15	26
48 5M 09	6W	48	76,39	75,25	-	45	15	26	
60 5M 09	6W	60	95,49	94,35	-	45	15	26	
72 5M 09	6W	72	114,59	113,45	-	45	15	26	
HTD 5M 15 (passo 5 mm) per cinghia di larghezza 15 mm HTD 5M 15 (5 mm pitch) for 15 mm width belt	12 5M 15 F	6F	12	19,09	17,95	23,0	12	21	26
	14 5M 15 F	6F	14	22,28	21,14	25,0	13	21	26
	15 5M 15 F	6F	15	23,87	22,73	28,0	16	21	26
	16 5M 15 F	6F	16	25,46	24,32	28,0	16	21	26
	18 5M 15 F	6F	18	28,65	27,50	32,0	20	21	26
	20 5M 15 F	6F	20	31,83	30,69	36,0	23	21	26
	21 5M 15 F	6F	21	33,42	32,28	38,0	24	21	26
	22 5M 15 F	6F	22	35,01	33,87	39,0	26	21	26
	24 5M 15 F	6F	24	38,20	37,05	42,0	27	21	28
	26 5M 15 F	6F	26	41,38	40,24	44,0	30	21	28
	28 5M 15 F	6F	28	44,56	43,42	48,0	31	21	28
	30 5M 15 F	6F	30	47,75	46,60	51,0	35	21	28
	32 5M 15 F	6F	32	50,93	49,79	54,0	38	21	28
	36 5M 15 F	6F	36	57,30	56,15	60,0	38	21	28
	40 5M 15 F	6F	40	63,66	62,52	71,0	38	21	28
	44 5M 15	6W	44	70,03	68,89	-	38	21	30
48 5M 15	6W	48	76,39	75,25	-	40	21	30	
60 5M 15	6W	60	95,49	94,35	-	50	21	30	

HTD 5M

Passo 5mm / 5mm Pitch



6F



6W

Materiale: Alluminio e acciaio

Material: Aluminium & Steel

	Codice Code	Disegno Drawing	N° Denti Teeth	Dp	De	Df	Dm	B	L
	72 5M 15	6W	72	114,59	113,45	-	50	21	30
HTD 5M 25 (passo 5 mm) per cinghia di larghezza 25 mm HTD 5M 25 (5 mm pitch) for 25 mm width belt	12 5M 25 F	6F	12	19,09	17,95	23,0	12	31	36
	14 5M 25 F	6F	14	22,28	21,14	25,0	13	31	36
	15 5M 25 F	6F	15	23,87	22,73	28,0	16	31	36
	16 5M 25 F	6F	16	25,46	24,32	28,0	16	31	36
	18 5M 25 F	6F	18	28,65	27,50	32,0	20	31	36
	20 5M 25 F	6F	20	31,83	30,69	36,0	23	31	36
	21 5M 25 F	6F	21	33,42	32,28	38,0	24	31	38
	22 5M 25 F	6F	22	35,01	33,87	39,0	26	31	38
	24 5M 25 F	6F	24	38,20	37,05	42,0	27	31	38
	26 5M 25 F	6F	26	41,38	40,24	44,0	30	31	38
	28 5M 25 F	6F	28	44,56	43,42	48,0	31	31	38
	30 5M 25 F	6F	30	47,75	46,60	51,0	35	31	38
	32 5M 25 F	6F	32	50,93	49,79	54,0	38	31	38
	36 5M 25 F	6F	36	57,30	56,15	60,0	38	31	38
	40 5M 25 F	6F	40	63,66	62,52	71,0	38	31	38
	44 5M 25	6W	44	70,03	68,89	-	38	31	40
	48 5M 25	6W	48	76,39	75,25	-	40	31	40
60 5M 25	6W	60	95,49	94,35	-	50	31	40	
72 5M 25	6W	72	114,59	113,45	-	50	31	40	

Df e Dm possono variare senza preavviso / Df and Dm can vary without notice

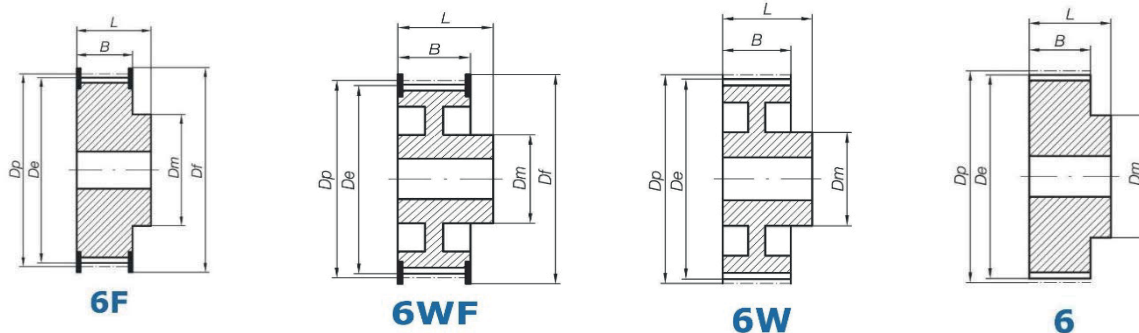
Nelle forme costruttive gli scarichi di alleggerimento possono leggermente variare / During manufacturing, the lightening relief may vary slightly

Pulegge Dentate Passo HTD

HTD Pitch Timing Pulleys

HTD 8M

Passo 8mm / 8mm Pitch



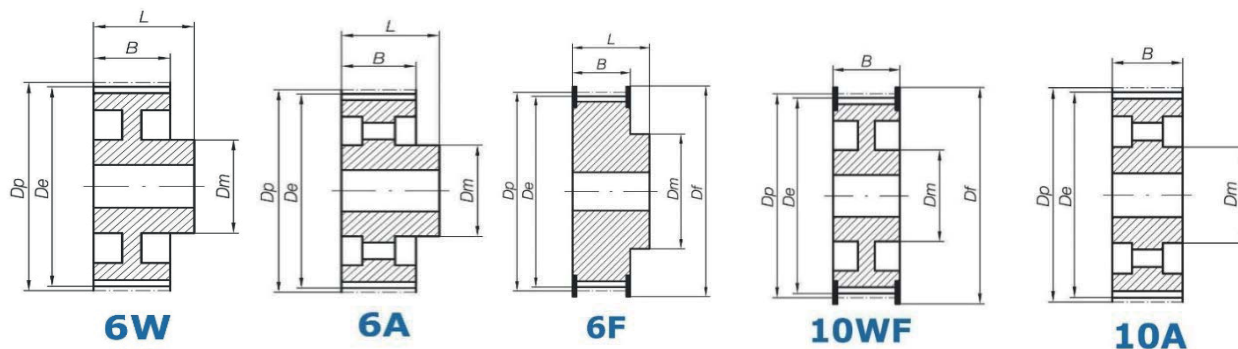
Materiale: Acciaio e Ghisa

Material: Steel & Cast Iron

	Codice Code	Disegno Drawing	N° Denti Teeth	Dp	De	Df	Dm	B	L
HTD 8M 20 (passo 8 mm) per cinghia di larghezza 20 mm HTD 8M 20 (8 mm pitch) for 20 mm width belt	22 8M 20 F	6F	22	56,02	54,65	60,0	43	28	38
	24 8M 20 F	6F	24	61,12	59,75	66,0	45	28	38
	26 8M 20 F	6F	26	66,21	64,84	70,0	48	28	38
	28 8M 20 F	6F	28	71,30	70,08	75,0	50	28	38
	30 8M 20 F	6F	30	76,39	75,13	83,0	55	28	38
	32 8M 20 F	6F	32	81,49	80,16	87,0	60	28	38
	34 8M 20 F	6F	34	86,58	85,22	91,0	70	28	38
	36 8M 20 F	6F	36	91,67	90,30	97,0	70	28	38
	38 8M 20 F	6F	38	96,77	95,39	102,0	75	28	38
	40 8M 20 F	6F	40	101,86	100,49	106,0	75	28	38
	44 8M 20 F	6F	44	112,05	110,67	120,0	75	28	38
	48 8M 20 F	6F	48	122,23	120,86	128,0	75	28	38
	56 8M 20 F	6WF	56	142,60	141,23	150,0	80	28	38
	64 8M 20 F	6WF	64	162,97	161,60	168,0	80	28	38
	72 8M 20 F	6WF	72	183,35	181,97	192,0	80	28	38
	80 8M 20	6W	80	203,72	202,35	-	90	28	38
	90 8M 20	6W	90	229,18	227,81	-	90	28	38
	112 8M 20	6	112	285,21	283,83	-	90	28	38
144 8M 20	6	144	366,69	365,32	-	90	28	38	
168 8M 20	6	168	427,81	426,44	-	100	28	38	
192 8M 20	6	192	488,92	487,55	-	100	28	38	
HTD 8M 30 (passo 8 mm) per cinghia di larghezza 30 mm HTD 8M 30 (8 mm pitch) for 30 mm width belt	22 8M 30 F	6F	22	56,02	54,65	60,0	43	38	48
	24 8M 30 F	6F	24	61,12	59,75	66,0	45	38	48
	26 8M 30 F	6F	26	66,21	64,84	70,0	48	38	48
	28 8M 30 F	6F	28	71,30	70,08	75,0	50	38	48
	30 8M 30 F	6F	30	76,39	75,13	83,0	55	38	48
	32 8M 30 F	6F	32	81,49	80,16	87,0	60	38	48
	34 8M 30 F	6F	34	86,58	85,22	91,0	66	38	48
	36 8M 30 F	6F	36	91,67	90,30	97,0	70	38	48
	38 8M 30 F	6F	38	96,77	95,39	102,0	75	38	48
	40 8M 30 F	6F	40	101,86	100,49	106,0	75	38	48
	44 8M 30 F	6F	44	112,05	110,67	120,0	75	38	48
	48 8M 30 F	6F	48	122,23	120,86	128,0	75	38	48
	56 8M 30 F	6WF	56	142,60	141,23	150,0	90	38	48
	64 8M 30 F	6WF	64	162,97	161,60	168,0	90	38	48
	72 8M 30 F	6WF	72	183,35	181,97	192,0	95	38	48
	80 8M 30	6W	80	203,72	202,35	-	100	38	48

HTD 8M

Passo 8mm / 8mm Pitch



Materiale: Acciaio e Ghisa

Material: Steel & Cast Iron

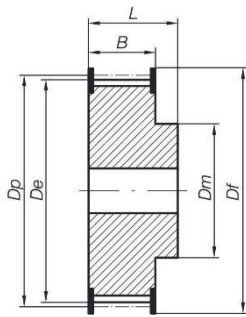
	Codice Code	Disegno Drawing	N° Denti Teeth	Dp	De	Df	Dm	B	L
	90 8M 30	6W	90	229,18	227,81	-	100	38	48
	112 8M 30	6A	112	285,21	283,83	-	100	38	48
	144 8M 30	6A	144	366,69	365,32	-	100	38	48
	168 8M 30	6A	168	427,81	426,44	-	100	38	48
	192 8M 30	6A	192	488,92	487,55	-	100	38	48
HTD 8M 50 (passo 8 mm) per cinghia di larghezza 50 mm HTD 8M 50 (8 mm pitch) for 50 mm width belt	22 8M 50 F	6F	22	56,02	54,65	60,0	43	60	70
	24 8M 50 F	6F	24	61,12	59,75	66,0	45	60	70
	26 8M 50 F	6F	26	66,21	64,84	70,0	48	60	70
	28 8M 50 F	6F	28	71,30	70,08	75,0	50	60	70
	30 8M 50 F	6F	30	76,39	75,13	83,0	55	60	70
	32 8M 50 F	6F	32	81,49	80,16	87,0	60	60	70
	34 8M 50 F	6F	34	86,58	85,22	91,0	66	60	70
	36 8M 50 F	6F	36	91,67	90,30	97,0	70	60	70
	38 8M 50 F	6F	38	96,77	95,39	102,0	75	60	70
	40 8M 50 F	6F	40	101,86	100,49	106,0	75	60	70
	44 8M 50 F	6F	44	112,05	110,67	120,0	75	60	70
	48 8M 50 F	6F	48	122,23	120,86	128,0	80	60	70
	56 8M 50 F	10WF	56	142,60	141,23	150,0	90	60	60
	64 8M 50 F	10WF	64	162,97	161,60	168,0	100	60	60
	72 8M 50 F	10WF	72	183,35	181,97	192,0	100	60	60
	80 8M 50	10WF	80	203,72	202,35	-	110	60	60
	90 8M 50	10WF	90	229,18	227,81	-	110	60	60
	112 8M 50	10A	112	285,21	283,83	-	110	60	60
	144 8M 50	10A	144	366,69	365,32	-	110	60	60
168 8M 50	10A	168	427,81	426,44	-	120	60	60	
192 8M 50	10A	192	488,92	487,55	-	130	60	60	
HTD 8M 85 (passo 8 mm) per cinghia di larghezza 85 mm HTD 8M 85 (8 mm pitch) for 85 mm width belt	22 8M 85 F	6F	22	56,02	54,65	60,0	43	95	105
	24 8M 85 F	6F	24	61,12	59,75	66,0	45	95	105
	26 8M 85 F	6F	26	66,21	64,84	70,0	48	95	105
	28 8M 85 F	6F	28	71,30	70,08	75,0	50	95	105
	30 8M 85 F	6F	30	76,39	75,13	83,0	55	95	105
	32 8M 85 F	6F	32	81,49	80,16	87,0	60	95	105
	34 8M 85 F	6F	34	86,58	85,22	91,0	66	95	105
	36 8M 85 F	6F	36	91,67	90,30	97,0	70	95	105
	38 8M 85 F	6F	38	96,77	95,39	102,0	75	95	105
	40 8M 85 F	6F	40	101,86	100,49	106,0	75	95	105
	44 8M 85 F	6F	44	112,05	110,67	120,0	75	95	105

Pullegge Dentate Passo HTD

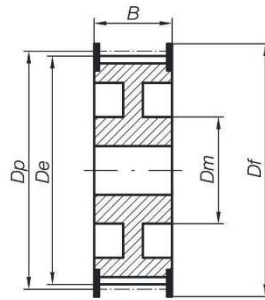
HTD Pitch Timing Pulleys

HTD 8M

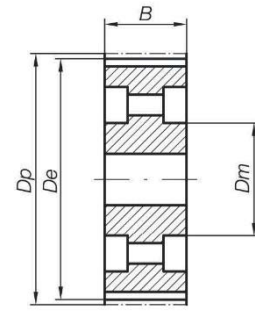
Passo 8mm / 8mm Pitch



6F



10WF



10A

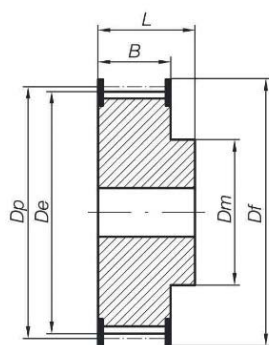
Materiale: Acciaio e Ghisa

Material: Steel & Cast Iron

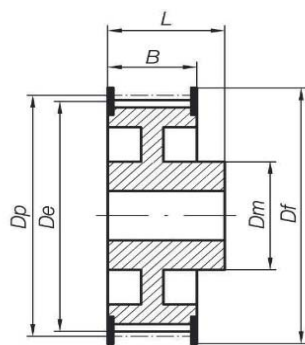
HTD 8M 85 (passo 8 mm) per cinghia di larghezza 85 mm HTD 8M 85 (8 mm pitch) for 85 mm width belt	Codice Code	Disegno Drawing	N° Denti Teeth	Dp	De	Df	Dm	B	L
	48 8M 85 F	6F	48	122,23	120,86	128,0	80	95	105
	56 8M 85 F	6F	56	142,60	141,23	150,0	90	95	105
	64 8M 85 F	10WF	64	162,97	161,60	168,0	100	95	95
	72 8M 85 F	10WF	72	183,35	181,97	192,0	100	95	95
	80 8M 85	10A	80	203,72	202,35	-	110	95	95
	90 8M 85	10A	90	229,18	227,81	-	110	95	95
	112 8M 85	10A	112	285,21	283,83	-	110	95	95
	144 8M 85	10A	144	366,69	365,32	-	110	95	95
	168 8M 85	10A	168	427,81	426,44	-	120	95	95
	192 8M 85	10A	192	488,92	487,55	-	130	95	95

HTD 14M

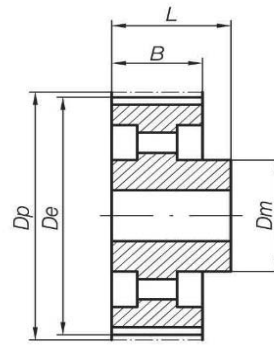
Passo 14mm / 14mm Pitch



6F



6WF



6A

Materiale: Acciaio e Ghisa

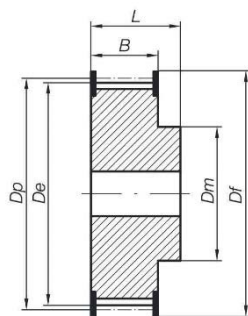
	Codice Code	Disegno Drawing	N° Denti Teeth	Dp	De	Df	Dm	B	L
HTD 14M 40 (passo 14 mm) per cinghia di larghezza 40 mm HTD 14M 40 (14 mm pitch) for 40 mm width belt	28 14M 40 F	6F	28	124,78	121,98	128,0	100	54	69
	29 14M 40 F	6F	29	129,23	126,44	138,0	100	54	69
	30 14M 40 F	6F	30	133,69	130,90	138,0	100	54	69
	32 14M 40 F	6F	32	142,60	139,81	154,0	100	54	69
	34 14M 40 F	6F	34	151,51	148,72	160,0	100	54	69
	36 14M 40 F	6F	36	160,43	157,68	168,0	100	54	69
	38 14M 40 F	6F	38	169,34	166,60	183,0	120	54	69
	40 14M 40 F	6F	40	178,25	175,49	188,0	120	54	69
	44 14M 40 F	6F	44	196,08	193,28	211,0	120	54	69
	48 14M 40 F	6WF	48	213,90	211,11	226,0	135	54	69
	56 14M 40 F	6WF	56	249,55	246,76	256,0	135	54	69
	64 14M 40 F	6WF	64	285,21	282,41	296,0	135	54	69
	72 14M 40	6A	72	320,86	318,06	-	135	54	69
	80 14M 40	6A	80	356,51	353,71	-	135	54	69
	90 14M 40	6A	90	401,07	398,28	-	135	54	69
	112 14M 40	6A	112	499,11	496,32	-	135	54	69
	144 14M 40	6A	144	641,71	638,92	-	135	54	69
	168 14M 40	6A	168	748,66	745,87	-	135	54	69
192 14M 40	6A	192	855,62	852,82	-	135	54	69	
216 14M 40	6A	216	962,57	959,76	-	150	54	69	
HTD 14M 55 per cinghia da 55 mm HTD 14M 55 for 55 mm width belt	28 14M 55 F	6F	28	124,78	121,98	128,0	100	70	85
	29 14M 55 F	6F	29	129,23	126,44	138,0	100	70	85
	30 14M 55 F	6F	30	133,69	130,90	138,0	100	70	85
	32 14M 55 F	6F	32	142,60	139,81	154,0	100	70	85
	34 14M 55 F	6F	34	151,51	148,72	160,0	100	70	85
	36 14M 55 F	6F	36	160,43	157,68	168,0	100	70	85
	38 14M 55 F	6F	38	169,34	166,60	183,0	120	70	85

Pullegge Dentate Passo HTD

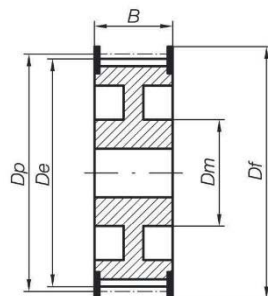
HTD Pitch Timing Pulleys

HTD 14M

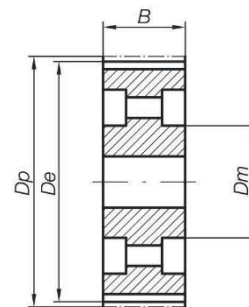
Passo 14mm / 14mm Pitch



6F



10WF



10A

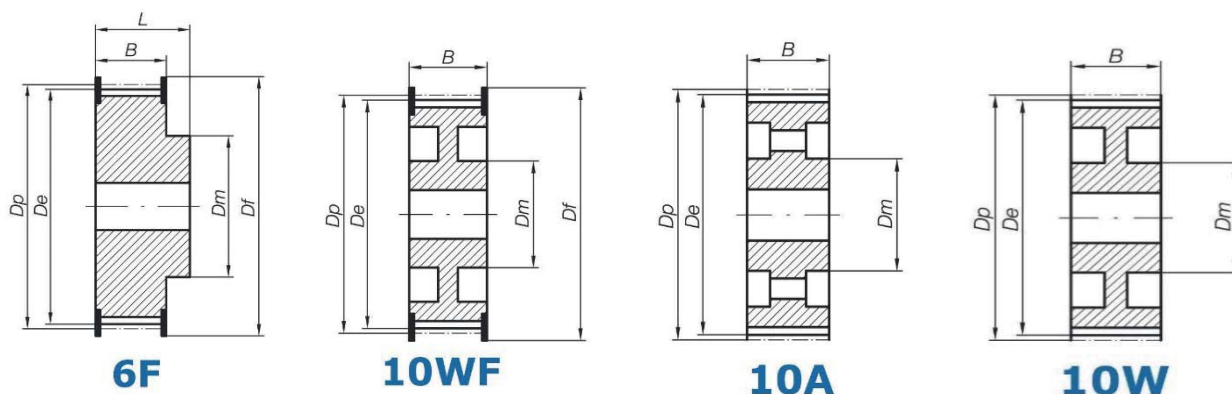
Materiale: Acciaio e Ghisa

Material: Steel & Cast Iron

	Codice Code	Disegno Drawing	N° Denti Teeth	Dp	De	Df	Dm	B	L
HTD 14M 55 (passo 14 mm) per cinghia di larghezza 55 mm HTD 14M 55 (14 mm pitch) for 55 mm width belt	40 14M 55 F	6F	40	178,25	175,49	188,0	120	70	85
	44 14M 55 F	6F	44	196,08	193,28	211,0	120	70	85
	48 14M 55 F	10WF	48	213,90	211,11	226,0	135	70	70
	56 14M 55 F	10WF	56	249,55	246,76	256,0	135	70	70
	64 14M 55 F	10WF	64	285,21	282,41	296,0	135	70	70
	72 14M 55	10A	72	320,86	318,06	-	135	70	70
	80 14M 55	10A	80	356,51	353,71	-	135	70	70
	90 14M 55	10A	90	401,07	398,28	-	135	70	70
	112 14M 55	10A	112	499,11	496,32	-	135	70	70
	144 14M 55	10A	144	641,71	638,92	-	135	70	70
	168 14M 55	10A	168	748,66	745,87	-	135	70	70
	192 14M 55	10A	192	855,62	852,82	-	135	70	70
	216 14M 55	10A	216	962,57	959,76	-	150	70	70
HTD 14M 85 (passo 14 mm) per cinghia di larghezza 85 mm HTD 14M 85 (14 mm pitch) for 85 mm width belt	28 14M 85 F	6F	28	124,78	121,98	128,0	100	102	117
	29 14M 85 F	6F	29	129,23	126,44	138,0	100	102	117
	30 14M 85 F	6F	30	133,69	130,90	138,0	100	102	117
	32 14M 85 F	6F	32	142,60	139,81	154,0	100	102	117
	34 14M 85 F	6F	34	151,51	148,72	160,0	100	102	117
	36 14M 85 F	6F	36	160,43	157,68	168,0	100	102	117
	38 14M 85 F	6F	38	169,34	166,60	183,0	120	102	117
	40 14M 85 F	6F	40	178,25	175,49	188,0	135	102	117
	44 14M 85 F	6F	44	196,08	193,28	211,0	135	102	117
	48 14M 85 F	6F	48	213,90	211,11	226,0	150	102	117
	56 14M 85 F	10WF	56	249,55	246,76	256,0	150	102	102
	64 14M 85 F	10WF	64	285,21	282,41	296,0	150	102	102
	72 14M 85	10A	72	320,86	318,06	-	150	102	102
	80 14M 85	10A	80	356,51	353,71	-	150	102	102
	90 14M 85	10A	90	401,07	398,28	-	150	102	102
	112 14M 85	10A	112	499,11	496,32	-	150	102	102
	144 14M 85	10A	144	641,71	638,92	-	150	102	102
	168 14M 85	10A	168	748,66	745,87	-	150	102	102
	192 14M 85	10A	192	855,62	852,82	-	165	102	102
	216 14M 85	10A	216	962,57	959,76	-	165	102	102
HTD 14M 115 F	28 14M 115 F	6F	28	124,78	121,98	128,0	100	133	148
	29 14M 115 F	6F	29	129,23	126,44	138,0	100	133	148
	30 14M 115 F	6F	30	133,69	130,90	138,0	100	133	148
	32 14M 115 F	6F	32	142,60	139,81	154,0	100	133	148

HTD 14M

Passo 14mm / 14mm Pitch



Materiale: Acciaio e Ghisa

Material: Steel & Cast Iron

	Codice Code	Disegno Drawing	N° Denti Teeth	Dp	De	Df	Dm	B	L
HTD 14M 115 (passo 14 mm) HTD 14M 115 (14 mm pitch) for 115 mm width belt	34 14M 115 F	6F	34	151,51	148,72	160,0	100	133	148
	36 14M 115 F	6F	36	160,43	157,68	168,0	120	133	148
	38 14M 115 F	6F	38	169,34	166,60	183,0	120	133	148
	40 14M 115 F	6F	40	178,25	175,49	188,0	135	133	148
	44 14M 115 F	6F	44	196,08	193,28	211,0	140	133	148
	48 14M 115 F	6F	48	213,90	211,11	226,0	150	133	148
	56 14M 115 F	6F	56	249,55	246,76	256,0	150	133	148
	64 14M 115 F	10WF	64	285,21	282,41	296,0	150	133	133
	72 14M 115	10A	72	320,86	318,06	-	150	133	133
	80 14M 115	10A	80	356,51	353,71	-	150	133	133
	90 14M 115	10A	90	401,07	398,28	-	150	133	133
	112 14M 115	10A	112	499,11	496,32	-	150	133	133
	144 14M 115	10A	144	641,71	638,92	-	165	133	133
	168 14M 115	10A	168	748,66	745,87	-	165	133	133
	192 14M 115	10A	192	855,62	852,82	-	165	133	133
216 14M 115	10A	216	962,57	959,76	-	165	133	133	
HTD 14M 170 (passo 14 mm) HTD 14M 170 (14 mm pitch) for 170 mm width belt	28 14M 170 F	6F	28	124,78	121,98	128,0	100	187	202
	29 14M 170 F	6F	29	129,23	126,44	138,0	100	187	202
	30 14M 170 F	6F	30	133,69	130,90	138,0	100	187	202
	32 14M 170 F	6F	32	142,60	139,81	154,0	100	187	202
	34 14M 170 F	6F	34	151,51	148,72	160,0	100	187	202
	36 14M 170 F	6F	36	160,43	157,68	168,0	120	187	202
	38 14M 170 F	6F	38	169,34	166,60	183,0	135	187	202
	40 14M 170 F	6F	40	178,25	175,49	188,0	140	187	202
	44 14M 170 F	6F	44	196,08	193,28	211,0	160	187	202
	48 14M 170 F	6F	48	213,90	211,11	226,0	160	187	202
	56 14M 170 F	6F	56	249,55	246,76	256,0	160	187	202
	64 14M 170 F	6F	64	285,21	282,41	296,0	180	187	202
	72 14M 170	10W	72	320,86	318,06	-	180	187	187
	80 14M 170	10W	80	356,51	353,71	-	180	187	187
	90 14M 170	10A	90	401,07	398,28	-	180	187	187
	112 14M 170	10A	112	499,11	496,32	-	200	187	187
	144 14M 170	10A	144	641,71	638,92	-	220	187	187
	168 14M 170	10A	168	748,66	745,87	-	220	187	187
	192 14M 170	10A	192	855,62	852,82	-	220	187	187
	216 14M 170	10A	216	962,57	959,76	-	220	187	187

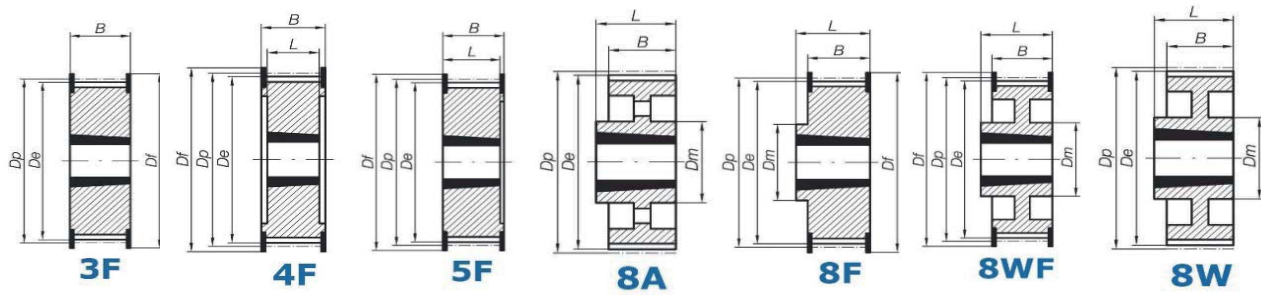
Df e Dm possono variare senza preavviso / Df and Dm can vary without notice

Pulegge Dentate Passo HTD per Bussola Conica

HTD Pitch Taper Bore Timing Pulleys

HTD 8M

Passo 8mm / 8mm Pitch



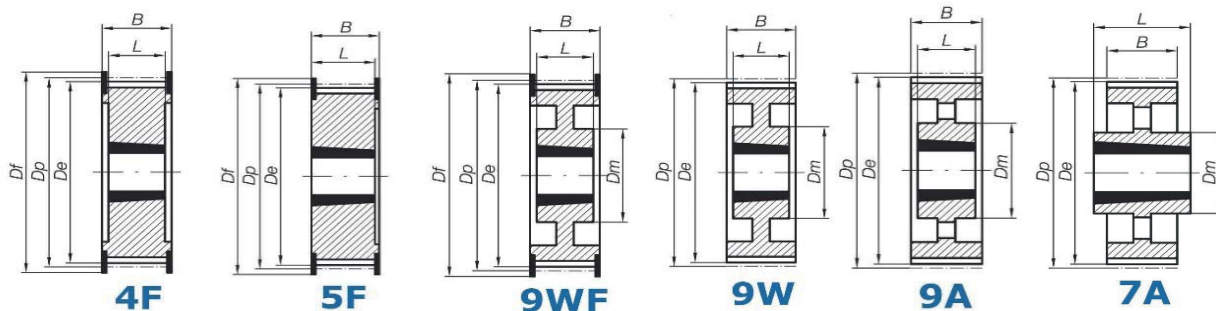
Materiale: Acciaio e Ghisa

Material: Steel & Cast Iron

	Codice Code	Disegno Drawing	N° Denti Teeth	Dp	De	Df	Dm	B	L	Bussola Taper Bush
HTD 8M 20 (passo 8 mm) per cinghia di larghezza 20 mm HTD 8M 20 (8 mm pitch) for 20 mm width belt	T22 8M 20 F	5F	22	56,02	54,65	60,0	-	28	22	1008
	T24 8M 20 F	5F	24	61,12	59,75	66,0	-	28	22	1108
	T26 8M 20 F	5F	26	66,21	64,84	70,0	-	28	22	1108
	T28 8M 20 F	5F	28	71,30	70,08	75,0	-	28	22	1108
	T30 8M 20 F	5F	30	76,39	75,13	83,0	-	28	22	1108
	T32 8M 20 F	5F	32	81,49	80,16	87,0	-	28	25	1610
	T34 8M 20 F	5F	34	86,58	85,22	91,0	-	28	25	1610
	T36 8M 20 F	5F	36	91,67	90,30	97,0	-	28	25	1610
	T38 8M 20 F	5F	38	96,77	95,39	102,0	-	28	25	1610
	T40 8M 20 F	5F	40	101,86	100,49	106,0	-	28	25	1610
	T44 8M 20 F	8F	44	112,05	110,67	120,0	92	28	32	2012
	T48 8M 20 F	8F	48	122,23	120,86	128,0	96	28	32	2012
	T56 8M 20 F	8F	56	142,60	141,23	150,0	110	28	32	2012
	T64 8M 20 F	8WF	64	162,97	161,60	168,0	110	28	32	2012
	T72 8M 20 F	8WF	72	183,35	181,97	192,0	110	28	32	2012
	T80 8M 20	8W	80	203,72	202,35	-	110	28	32	2012
T90 8M 20	8W	90	229,18	227,81	-	110	28	32	2012	
HTD 8M 30 (passo 8 mm) per cinghia di larghezza 30 mm HTD 8M 30 (8 mm pitch) for 30 mm width belt	T22 8M 30 F	5F	22	56,02	54,65	60,0	-	38	22	1008
	T24 8M 30 F	5F	24	61,12	59,75	66,0	-	38	22	1108
	T26 8M 30 F	5F	26	66,21	64,84	70,0	-	38	22	1108
	T28 8M 30 F	5F	28	71,30	70,08	75,0	-	38	25	1210
	T30 8M 30 F	3F	30	76,39	75,13	83,0	-	38	38	1615
	T32 8M 30 F	3F	32	81,49	80,16	87,0	-	38	38	1615
	T34 8M 30 F	3F	34	86,58	85,22	91,0	-	38	38	1615
	T36 8M 30 F	3F	36	91,67	90,30	97,0	-	38	38	1615
	T38 8M 30 F	3F	38	96,77	95,39	102,0	-	38	38	1615
	T40 8M 30 F	3F	40	101,86	100,49	106,0	-	38	38	1615
	T44 8M 30 F	4F	44	112,05	110,67	120,0	-	38	32	2012
	T48 8M 30 F	4F	48	122,23	120,86	128,0	-	38	32	2012
	T56 8M 30 F	4F	56	142,60	141,23	150,0	-	38	32	2012
	T64 8M 30 F	8F	64	162,97	161,60	168,0	125	38	45	2517
	T72 8M 30 F	8WF	72	183,35	181,97	192,0	125	38	45	2517
	T80 8M 30	8W	80	203,72	202,35	-	125	38	45	2517
T90 8M 30	8W	90	229,18	227,81	-	125	38	45	2517	
T112 8M 30	8A	112	285,21	283,83	-	125	38	45	2517	
T144 8M 30	8A	144	366,69	365,32	-	125	38	45	2517	

HTD 8M

Passo 8mm / 8mm Pitch



Materiale: Acciaio e Ghisa

Material: Steel & Cast Iron

	Codice Code	Disegno Drawing	N° Denti Teeth	Dp	De	Df	Dm	B	L	Bussola Taper Bush
HTD 8M per cinghia di larghezza 50 mm HTD 8M for 50 mm width belt	T28 8M 50 F	4F	28	71,30	70,08	75,0	-	60	25	1210
	T30 8M 50 F	5F	30	76,39	75,13	83,0	-	60	38	1615
	T32 8M 50 F	5F	32	81,49	80,16	87,0	-	60	38	1615
	T34 8M 50 F	5F	34	86,58	85,22	91,0	-	60	38	1615
	T36 8M 50 F	5F	36	91,67	90,30	97,0	-	60	38	1615
	T38 8M 50 F	5F	38	96,77	95,39	102,0	-	60	38	1615
	T40 8M 50 F	4F	40	101,86	100,49	106,0	-	60	32	2012
	T44 8M 50 F	4F	44	112,05	110,67	120,0	-	60	32	2012
	T48 8M 50 F	4F	48	122,23	120,86	128,0	-	60	32	2012
	T56 8M 50 F	4F	56	142,60	141,23	150,0	-	60	45	2517
	T64 8M 50 F	4F	64	162,97	161,60	168,0	-	60	45	2517
	T72 8M 50 F	9WF	72	183,35	181,97	192,0	125	60	45	2517
	T80 8M 50	9W	80	203,72	202,35	-	150	60	51	3020
	T90 8M 50	9W	90	229,18	227,81	-	160	60	51	3020
	T112 8M 50	9A	112	285,21	283,83	-	170	60	51	3020
	T144 8M 50	9A	144	366,69	365,32	-	170	60	51	3020
T168 8M 50	7A	168	427,81	426,44	-	198	60	65	3525	
T192 8M 50	7A	192	488,92	487,55	-	198	60	65	3525	
HTD 8M per cinghia di larghezza 85 mm HTD 8M for 85 mm width belt	T34 8M 85 F	4F	34	86,58	85,22	91,0	-	95	38	1615
	T36 8M 85 F	4F	36	91,67	90,30	97,0	-	95	38	1615
	T38 8M 85 F	4F	38	96,77	95,39	102,0	-	95	38	1615
	T40 8M 85 F	4F	40	101,86	100,49	106,0	-	95	32	2012
	T44 8M 85 F	4F	44	112,05	110,67	120,0	-	95	32	2012
	T48 8M 85 F	4F	48	122,23	120,86	128,0	-	95	45	2517
	T56 8M 85 F	4F	56	142,60	141,23	150,0	-	95	45	2517
	T64 8M 85 F	4F	64	162,97	161,60	168,0	-	95	45	2517
	T72 8M 85 F	4F	72	183,35	181,97	192,0	-	95	51	3020
	T80 8M 85	9W	80	203,72	202,35	-	145	95	51	3020
	T90 8M 85	9W	90	229,18	227,81	-	170	95	51	3020
	T112 8M 85	9A	112	285,21	283,83	-	170	95	51	3020
	T144 8M 85	9A	144	366,69	365,32	-	198	95	65	3525
	T168 8M 85	9A	168	427,81	426,44	-	198	95	65	3525
	T192 8M 85	9A	192	488,92	487,55	-	198	95	65	3525

Df e Dm possono variare senza preavviso / Df and Dm can vary without notice

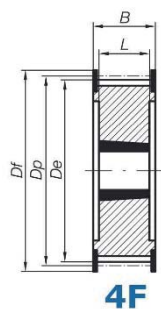
Nelle forme costruttive gli scarichi di alleggerimento possono leggermente variare / During manufacturing, the lightening relief may vary slightly

Pulegge Dentate Passo HTD per Bussola Conica

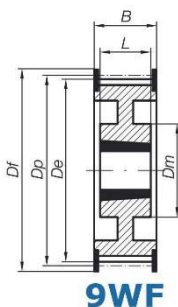
HTD Pitch Taper Bore Timing Pulleys

HTD 14M

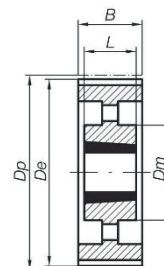
Passo 14mm / 14mm Pitch



4F



9WF



9A

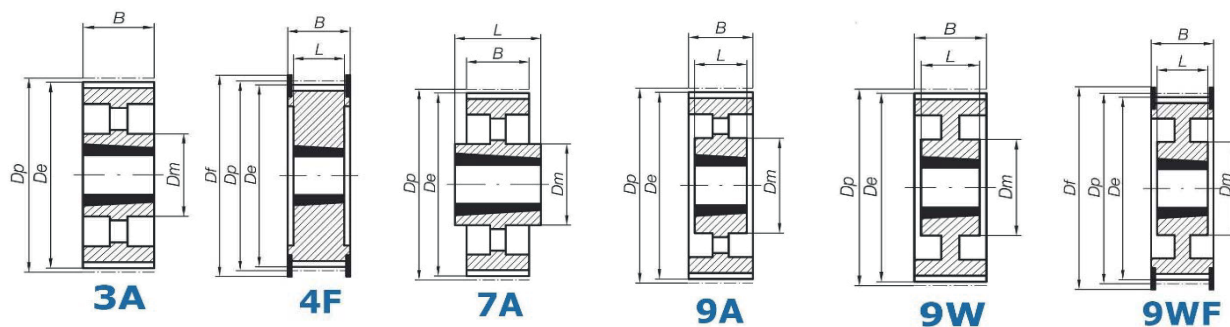
Materiale: Acciaio e Ghisa

Material: Steel & Cast Iron

	Codice Code	Disegno Drawing	N° Denti Teeth	Dp	De	Df	Dm	B	L	Bussola Taper Bush
HTD 14M per cinghia di larghezza 40 mm HTD 14M for 40 mm width belt	T 28 14M 40 F	4F	28	124,78	121,98	128,0	-	54	32	2012
	T 29 14M 40 F	4F	29	129,23	126,44	138,0	-	54	32	2012
	T 30 14M 40 F	4F	30	133,69	130,90	138,0	-	54	32	2012
	T 32 14M 40 F	4F	32	142,60	139,81	154,0	-	54	32	2012
	T 34 14M 40 F	4F	34	151,51	148,72	160,0	-	54	45	2517
	T 36 14M 40 F	4F	36	160,43	157,68	168,0	-	54	45	2517
	T 38 14M 40 F	4F	38	169,34	166,60	183,0	-	54	45	2517
	T 40 14M 40 F	4F	40	178,25	175,49	188,0	-	54	45	2517
	T 44 14M 40 F	4F	44	196,08	193,28	211,0	-	54	51	3020
	T 48 14M 40 F	4F	48	213,90	211,11	226,0	-	54	51	3020
	T 56 14M 40 F	9WF	56	249,55	246,76	256,0	170	54	51	3020
	T 64 14M 40 F	9WF	64	285,21	282,41	296,0	170	54	51	3020
	T 72 14M 40	9A	72	320,86	318,06	-	170	54	51	3020
	T 80 14M 40	9A	80	356,51	353,71	-	170	54	51	3020
	T 90 14M 40	9A	90	401,07	398,28	-	170	54	51	3020
	T 112 14M 40	9A	112	499,11	496,32	-	170	54	51	3020
	T 144 14M 40	9A	144	641,71	638,92	-	170	54	51	3020
T 168 14M 40	9A	168	748,66	745,87	-	170	54	51	3020	
T 192 14M 40	9A	192	855,62	852,82	-	170	54	51	3020	
T 216 14M 40	9A	216	962,57	959,76	-	170	54	51	3020	
HTD 14M per cinghia di larghezza 55 mm HTD 14M for 55 mm width belt	T 28 14M 55 F	4F	28	124,78	121,98	128,0	-	70	32	2012
	T 29 14M 55 F	4F	29	129,23	126,44	138,0	-	70	32	2012
	T 30 14M 55 F	4F	30	133,69	130,90	138,0	-	70	45	2517
	T 32 14M 55 F	4F	32	142,60	139,81	154,0	-	70	45	2517
	T 34 14M 55 F	4F	34	151,51	148,72	160,0	-	70	45	2517
	T 36 14M 55 F	4F	36	160,43	157,68	168,0	-	70	45	2517
	T 38 14M 55 F	4F	38	169,34	166,60	183,0	-	70	45	2517
	T 40 14M 55 F	4F	40	178,25	175,49	188,0	-	70	45	2517
	T 44 14M 55 F	4F	44	196,08	193,28	211,0	-	70	51	3020
	T 48 14M 55 F	4F	48	213,90	211,11	226,0	-	70	51	3020
	T 56 14M 55 F	9WF	56	249,55	246,76	256,0	170	70	51	3020
	T 64 14M 55 F	9WF	64	285,21	282,41	296,0	170	70	51	3020
	T 72 14M 55	9A	72	320,86	318,06	-	170	70	51	3020
	T 80 14M 55	9A	80	356,51	353,71	-	170	70	51	3020
	T 90 14M 55	9A	90	401,07	398,28	-	170	70	51	3020
	T 112 14M 55	9A	112	499,11	496,32	-	170	70	51	3020
	T 144 14M 55	9A	144	641,71	638,92	-	170	70	51	3020

HTD 14M

Passo 14mm / 14mm Pitch



Materiale: Acciaio e Ghisa

Material: Steel & Cast Iron

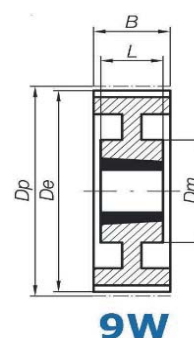
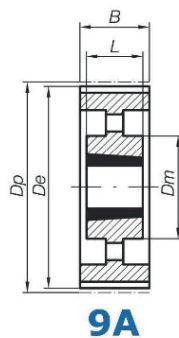
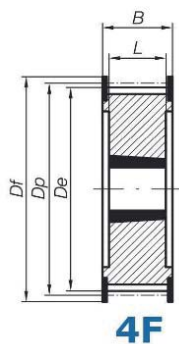
	Codice Code	Disegno Drawing	N° Denti Teeth	Dp	De	Df	Dm	B	L	Bussola Taper Bush
	T 168 14M 55	9A	168	748,66	745,87	-	170	70	51	3020
	T 192 14M 55	9A	192	855,62	852,82	-	170	70	51	3020
	T 216 14M 55	7A	216	962,57	959,76	-	190	70	89	3535
HTD 14M 85 (passo 14 mm) per cinghia di larghezza 85 mm HTD 14M 85 (14 mm pitch) for 85 mm width belt	T 28 14M 85 F	4F	28	124,78	121,98	128,0	-	102	45	2517
	T 29 14M 85 F	4F	29	129,23	126,44	138,0	-	102	45	2517
	T 30 14M 85 F	4F	30	133,69	130,90	138,0	-	102	45	2517
	T 32 14M 85 F	4F	32	142,60	139,81	154,0	-	102	45	2517
	T 34 14M 85 F	4F	34	151,51	148,72	160,0	-	102	45	2517
	T 36 14M 85 F	4F	36	160,43	157,68	168,0	-	102	51	3020
	T 38 14M 85 F	4F	38	169,34	166,60	183,0	-	102	51	3020
	T 40 14M 85 F	4F	40	178,25	175,49	188,0	-	102	51	3020
	T 44 14M 85 F	4F	44	196,08	193,28	211,0	-	102	51	3020
	T 48 14M 85 F	4F	48	213,90	211,11	226,0	-	102	51	3020
	T 56 14M 85 F	4F	56	249,55	246,76	256,0	-	102	65	3525
	T 64 14M 85 F	9WF	64	285,21	282,41	296,0	190	102	65	3525
	T 72 14M 85	9W	72	320,86	318,06	-	190	102	65	3525
	T 80 14M 85	9A	80	356,51	353,71	-	190	102	65	3525
	T 90 14M 85	9A	90	401,07	398,28	-	190	102	65	3525
	T 112 14M 85	9A	112	499,11	496,32	-	190	102	65	3525
T 144 14M 85	9A	144	641,71	638,92	-	190	102	65	3525	
T 168 14M 85	9A	168	748,66	745,87	-	190	102	65	3525	
T 192 14M 85	3A	192	855,62	852,82	-	230	102	102	4040	
T 216 14M 85	3A	216	962,57	959,76	-	230	102	102	4040	
HTD 14M per cinghia di larghezza 115 mm HTD 14M for 115 mm width belt	T 29 14M 115 F	4F	29	129,23	126,44	138,0	-	133	45	2517
	T 30 14M 115 F	4F	30	133,69	130,90	138,0	-	133	45	2517
	T 32 14M 115 F	4F	32	142,60	139,81	154,0	-	133	45	2517
	T 34 14M 115 F	4F	34	151,51	148,72	160,0	-	133	45	2517
	T 36 14M 115 F	4F	36	160,43	157,68	168,0	-	133	51	3020
	T 38 14M 115 F	4F	38	169,34	166,60	183,0	-	133	51	3020
	T 40 14M 115 F	4F	40	178,25	175,49	188,0	-	133	51	3020
	T 44 14M 115 F	4F	44	196,08	193,28	211,0	-	133	76	3030
	T 48 14M 115 F	4F	48	213,90	211,11	226,0	-	133	76	3030
	T 56 14M 115 F	4F	56	249,55	246,76	256,0	-	133	89	3535
	T 64 14M 115 F	9WF	64	285,21	282,41	296,0	190	133	89	3535
	T 72 14M 115	9W	72	320,86	318,06	-	190	133	89	3535
T 80 14M 115	9A	80	356,51	353,71	-	190	133	89	3535	
T 90 14M 115	9A	90	401,07	398,28	-	190	133	89	3535	

Pulegge Dentate Passo HTD per Bussola Conica

HTD Pitch Taper Bore Timing Pulleys

HTD 14M

Passo 14mm / 14mm Pitch



Materiale: Acciaio e Ghisa

Material: Steel & Cast Iron

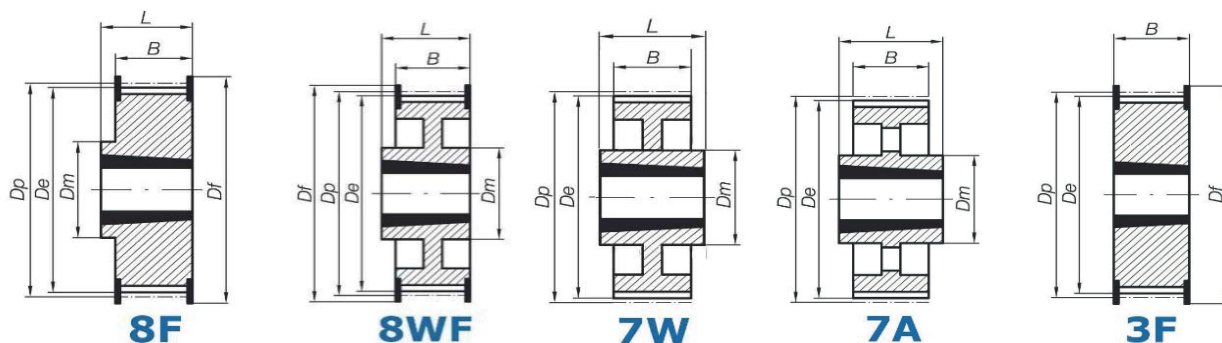
	Codice Code	Disegno Drawing	N° Denti Teeth	Dp	De	Df	Dm	B	L	Bussola Taper Bush
	T 112 14M 115	9A	112	499,11	496,32	-	190	133	89	3535
	T 144 14M 115	9A	144	641,71	638,92	-	230	133	102	4040
	T 168 14M 115	9A	168	748,66	745,87	-	230	133	102	4040
	T 192 14M 115	9A	192	855,62	852,82	-	230	133	102	4040
	T 216 14M 115	9A	216	962,57	959,76	-	230	133	102	4040
HTD 14M per cinghia di larghezza 170 mm HTD 14M for 170 mm width belt	T 38 14M 170 F	4F	38	169,34	166,60	183,0	-	187	76	3030
	T 40 14M 170 F	4F	40	178,25	175,49	188,0	-	187	76	3030
	T 44 14M 170 F	4F	44	196,08	193,28	211,0	-	187	89	3535
	T 48 14M 170 F	4F	48	213,90	211,11	226,0	-	187	89	3535
	T 56 14M 170 F	4F	56	249,55	246,76	256,0	-	187	89	3535
	T 64 14M 170 F	4F	64	285,21	282,41	296,0	-	187	102	4040
	T 72 14M 170	9W	72	320,86	318,06	-	230	187	102	4040
	T 80 14M 170	9W	80	356,51	353,71	-	230	187	102	4040
	T 90 14M 170	9A	90	401,07	398,28	-	230	187	102	4040
	T 112 14M 170	9A	112	499,11	496,32	-	265	187	127	5050
	T 144 14M 170	9A	144	641,71	638,92	-	265	187	127	5050
	T 168 14M 170	9A	168	748,66	745,87	-	265	187	127	5050
	T 192 14M 170	9A	192	855,62	852,82	-	265	187	127	5050
T 216 14M 170	9A	216	962,57	959,76	-	265	187	127	5050	

Df e Dm possono variare senza preavviso | Df and Dm can vary without notice

Nelle forme costruttive gli scarichi di alleggerimento possono leggermente variare | During manufacturing, the lightening relief may vary slightly

L

Passo 9,525mm / 3/5" Pitch



Materiale: Acciaio e Ghisa

Material: Steel & Cast Iron

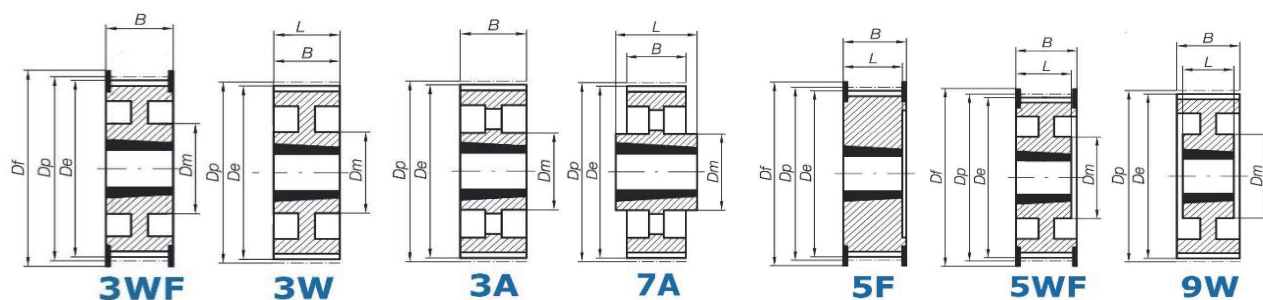
	Codice Code	Disegno Drawing	N° Denti Teeth	Dp	De	Df	Dm	Di	F	P	L	Bussola Taper Bush	Foro max
L per cinghia di larghezza 12,7 mm L for 12,7 mm width belt	T 18 L 050 F	8F	18	54,58	53,8	60	43	-	19	3	22	1108	28,00
	T 19 L 050 F	8F	19	57,61	56,8	63	43	-	19	3	22	1108	28,00
	T 20 L 050 F	8F	20	60,64	59,9	66	48	-	19	3	22	1108	28,00
	T 21 L 050 F	8F	21	63,67	62,9	71	48	-	19	3	22	1108	28,00
	T 22 L 050 F	8F	22	66,70	65,9	75	51	-	19	3	22	1108	28,00
	T 23 L 050 F	8F	23	69,74	69,0	79	54	-	19	3	22	1108	28,00
	T 24 L 050 F	8F	24	72,77	72,0	79	54	-	19	3	22	1108	28,00
	T 25 L 050 F	8F	25	75,80	75,0	83	56	-	19	3	22	1108	28,00
	T 26 L 050 F	8F	26	78,83	78,1	87	60	-	19	3	22	1108	28,00
	T 27 L 050 F	8F	27	81,86	81,1	87	65	-	19	3	22	1108	28,00
	T 28 L 050 F	8F	28	84,90	84,1	91	65	-	19	3	22	1108	28,00
	T 30 L 050 F	8F	30	90,96	90,2	97	70	-	19	3	22	1108	28,00
	T 32 L 050 F	8F	32	97,02	96,3	103	74	-	19	3	22	1108	28,00
	T 36 L 050 F	8F	36	109,15	108,4	115	87	-	19	3	22	1108	28,00
	T 40 L 050 F	8F	40	121,28	120,5	127	97	-	19	6	25	1610	42,00
	T 44 L 050 F	8WF	44	133,41	132,6	142	88	110	19	6	25	1610	42,00
	T 48 L 050 F	8WF	48	145,54	144,8	152	88	125	19	6	25	1610	42,00
	T 60 L 050	7W	60	181,92	181,2	-	92	166	19	3	25	1610	42,00
T 72 L 050	7A	72	218,30	217,5	-	92	202	19	3	25	1610	42,00	
T 84 L 050	7A	84	254,69	253,9	-	92	236	19	3	25	1610	42,00	
T 96 L 050	7A	96	291,07	290,3	-	106	270	19	6,5	32	2012	50,00	
T 120 L 050	7A	120	363,84	363,1	-	106	343	19	6,5	32	2012	50,00	
L per cinghia di larghezza 19,05 mm L for 19,05 mm width belt	T 18 L 075 F	3F	18	54,58	53,8	60	-	-	25	-	25	1108	28,00
	T 19 L 075 F	3F	19	57,61	56,8	63	-	-	25	-	25	1108	28,00
	T 20 L 075 F	3F	20	60,64	59,9	66	-	-	25	-	25	1108	28,00
	T 21 L 075 F	3F	21	63,67	62,9	71	-	-	25	-	25	1108	28,00
	T 22 L 075 F	3F	22	66,70	65,9	75	-	-	25	-	25	1108	28,00
	T 23 L 075 F	3F	23	69,74	69,0	79	-	-	25	-	25	1108	28,00
	T 24 L 075 F	3F	24	72,77	72,0	79	-	-	25	-	25	1108	28,00
	T 25 L 075 F	3F	25	75,80	75,0	83	-	-	25	-	25	1108	28,00
	T 26 L 075 F	3F	26	78,83	78,1	87	-	-	25	-	25	1108	28,00
	T 27 L 075 F	3F	27	81,86	81,1	87	-	-	25	-	25	1108	28,00
	T 28 L 075 F	3F	28	84,90	84,1	91	-	-	25	-	25	1108	28,00
	T 30 L 075 F	3F	30	90,96	90,2	97	-	-	25	-	25	1108	28,00
	T 32 L 075 F	3F	32	97,02	96,3	103	-	-	25	-	25	1108	28,00
	T 36 L 075 F	3F	36	109,15	108,4	115	-	-	25	-	25	1610	42,00
	T 40 L 075 F	3F	40	121,28	120,5	127	-	-	25	-	25	1610	42,00

Pulegge Dentate Passo Pollici per Bussola Conica

Imperial Pitch Taper Bore Timing Pulleys

L

Passo 9,525mm / 3/5" Pitch



Materiale: Acciaio e Ghisa

Material: Steel & Cast Iron

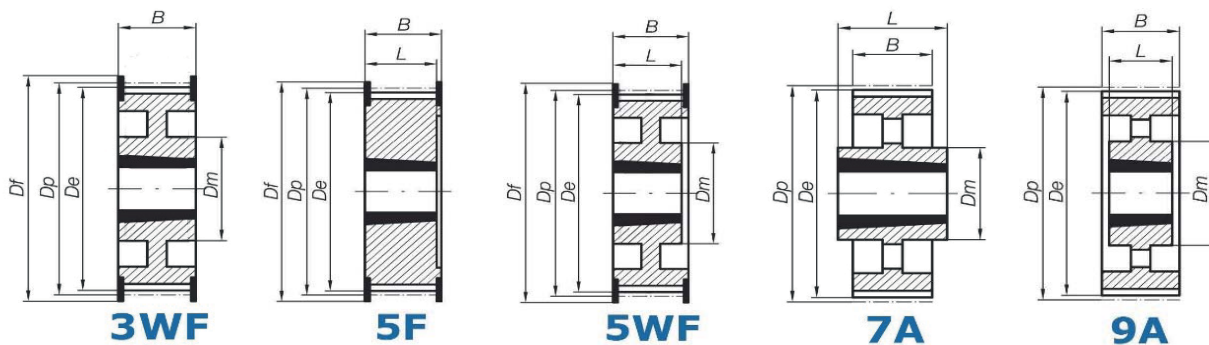
	Codice Code	Disegno Drawing	N° Denti Teeth	Dp	De	Df	Dm	Di	F	P	L	Bussola Taper Bush	Foro max
	T 44 L 075 F	3WF	44	133,41	132,6	142	90	110	25	-	25	1610	42,00
	T 48 L 075 F	3WF	48	145,54	144,8	152	92	125	25	-	25	1610	42,00
	T 60 L 075	3W	60	181,92	181,2	-	92	166	25	-	25	1610	42,00
	T 72 L 075	3A	72	218,30	217,5	-	92	202	25	-	25	1610	42,00
	T 84 L 075	7A	84	254,69	253,9	-	106	236	25	3,5	32	2012	50,00
	T 96 L 075	7A	96	291,07	290,3	-	106	270	25	3,5	32	2012	50,00
	T 120 L 075	7A	120	363,84	363,1	-	106	343	25	3,5	32	2012	50,00
L per cinghia 25,4 mm L for 25,4 mm width belt	T 18 L 100 F	5F	18	54,58	53,8	60	-	38	31	9	22	1108	28,00
	T 19 L 100 F	5F	19	51,61	56,8	63	-	38	31	9	22	1108	28,00
	T 20 L 100 F	5F	20	60,64	59,9	66	-	45	31	9	22	1108	28,00
	T 21 L 100 F	5F	21	63,67	62,9	71	-	47	31	9	22	1108	28,00
	T 22 L 100 F	5F	22	66,70	65,9	75	-	51	31	9	22	1108	28,00
	T 23 L 100 F	5F	23	69,74	69,0	79	-	54	32	10	22	1108	28,00
	T 24 L 100 F	5F	24	72,77	72,0	79	-	54	32	10	22	1108	28,00
	T 25 L 100 F	5F	25	75,80	75,0	83	-	56	32	10	22	1108	28,00
	T 26 L 100 F	5F	26	78,83	78,1	87	-	60	32	10	22	1108	28,00
	T 27 L 100 F	5F	27	81,86	81,1	87	-	62	32	10	22	1108	28,00
	T 28 L 100 F	5F	28	84,90	84,1	91	-	65	32	10	22	1108	28,00
	T 30 L 100 F	5F	30	90,96	90,2	97	-	71	32	7	25	1210	32,00
	T 32 L 100 F	5F	32	97,02	96,3	103	-	75	32	7	25	1210	32,00
	T 36 L 100 F	5F	36	109,15	108,4	115	-	89	32	7	25	1610	42,00
	T 40 L 100 F	5F	40	121,28	120,5	127	-	101	32	7	25	1610	42,00
	T 44 L 100 F	5WF	44	133,41	132,6	142	-	110	32	7	25	1610	42,00
	T 48 L 100 F	5WF	48	145,54	144,8	152	92	124	32	7	25	1610	42,00
	T 60 L 100	9W	60	181,92	181,2	-	92	166	32	3,5	25	1610	42,00
	T 72 L 100	3A	72	218,30	217,5	-	106	202	32	-	32	2012	50,00
	T 84 L 100	3A	84	254,69	253,9	-	106	236	32	-	32	2012	50,00
T 96 L 100	3A	96	291,07	290,3	-	106	270	32	-	32	2012	50,00	
T 120 L 100	3A	120	363,84	363,1	-	106	343	32	-	32	2012	50,00	

Df e Dm possono variare senza preavviso / Df and Dm can vary without notice

Nelle forme costruttive gli scarichi di alleggerimento possono leggermente variare / During manufacturing, the lightening relief may vary slightly

H

Passo 12,7 mm / 1/2" Pitch



Materiale: Acciaio e Ghisa

Material: Steel & Cast Iron

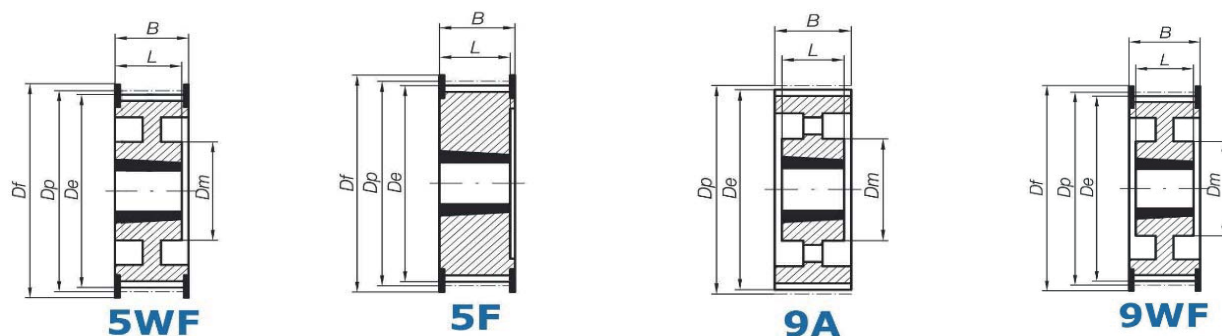
	Codice Code	Disegno Drawing	N° Denti Teeth	Dp	De	Df	Dm	Di	F	P	L	Bussola Taper Bush	Foro max
H 100 (passo 1/2" 12,7 mm) per cinghia 25,4 mm H 100 (1/2" pitch) for 25,4 mm width belt	T 16 H 100 F	5F	16	64,68	63,3	71	-	45	31	9	22	1108	28,00
	T 18 H 100 F	5F	18	72,71	71,4	79	-	52	31	6	25	1210	32,00
	T 19 H 100 F	5F	19	76,81	75,4	83	-	56	31	6	25	1210	32,00
	T 20 H 100 F	5F	20	80,85	79,5	87	-	60	31	6	25	1210	32,00
	T 21 H 100 F	5F	21	84,90	83,5	91	-	63	32	7	25	1210	32,00
	T 22 H 100 F	5F	22	88,94	87,6	93	-	67	32	7	25	1210	32,00
	T 23 H 100 F	5F	23	92,98	91,6	97	-	71	32	7	25	1610	42,00
	T 24 H 100 F	5F	24	97,02	95,6	103	-	75	32	7	25	1610	42,00
	T 25 H 100 F	5F	25	101,07	99,7	106	-	79	32	7	25	1610	42,00
	T 26 H 100 F	5F	26	105,11	103,7	111	-	83	32	7	25	1610	42,00
	T 27 H 100 F	5F	27	109,15	107,8	115	-	87	32	7	25	1610	42,00
	T 28 H 100 F	5F	28	113,19	111,8	119	-	91	32	7	25	1610	42,00
	T 30 H 100 F	5F	30	121,28	119,9	127	-	99	32	7	25	1610	42,00
	T 32 H 100 F	5F	32	129,36	128,0	135	92	108	32	7	25	1610	42,00
	T 36 H 100 F	5WF	36	145,54	144,2	152	92	124	32	7	25	1610	42,00
	T 40 H 100 F	5WF	40	161,71	160,3	168	92	140	32	7	25	1610	42,00
	T 44 H 100 F	3WF	44	177,88	176,5	184	106	152	32	-	32	2012	50,00
	T 48 H 100 F	3WF	48	194,05	192,7	200	106	169	32	-	32	2012	50,00
T 60 H 100	9A	60	242,56	241,2	-	106	223	34	1	32	2012	50,00	
T 72 H 100	9A	72	291,07	289,7	-	106	270	34	1	32	2012	50,00	
T 84 H 100	9A	84	339,58	338,2	-	106	320	34	1	32	2012	50,00	
T 96 H 100	7A	96	388,09	386,7	-	119	366	34	5,5	45	2517	60,00	
T 120 H 100	7A	120	485,12	483,7	-	119	462	34	5,5	45	2517	60,00	
H per cinghia 38,1 mm H for 38,1 mm width belt	T 18 H 150 F	5F	18	72,77	71,4	79	-	53	45	20	25	1210	32,00
	T 19 H 150 F	5F	19	76,81	75,4	83	-	56	45	20	25	1210	32,00
	T 20 H 150 F	5F	20	80,85	79,5	87	-	60	45	20	25	1210	32,00
	T 21 H 150 F	5F	21	84,90	83,5	91	-	64	45	20	25	1210	32,00
	T 22 H 150 F	5F	22	88,94	87,6	93	-	68	45	20	25	1210	32,00
	T 23 H 150 F	5F	23	92,98	91,6	97	-	71	45	20	25	1610	42,00
	T 24 H 150 F	5F	24	97,02	95,6	103	-	74	45	20	25	1610	42,00
	T 25 H 150 F	5F	25	101,07	99,7	106	-	78	45	20	25	1610	42,00
	T 26 H 150 F	5F	26	105,11	103,7	111	-	82	45	20	25	1610	42,00
	T 27 H 150 F	5F	27	109,15	107,8	115	-	87	45	20	25	1610	42,00
	T 28 H 150 F	5F	28	113,19	111,8	119	-	91	45	20	25	1610	42,00
	T 30 H 150 F	5F	30	121,28	119,9	127	-	99	45	20	25	1610	42,00
T 32 H 150 F	5WF	32	129,36	128,0	135	92	108	45	20	25	1610	42,00	
T 36 H 150 F	5WF	36	145,54	144,2	152	92	124	45	20	25	1610	42,00	

Pulegge Dentate Passo Pollici per Bussola Conica

Imperial Pitch Taper Bore Timing Pulleys

H

Passo 12,7mm / 1/2" Pitch



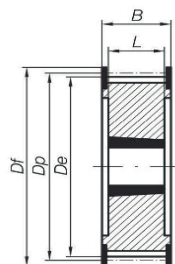
Materiale: Acciaio e Ghisa

Material: Steel & Cast Iron

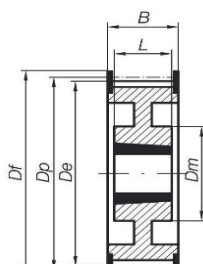
	Codice Code	Disegno Drawing	N° Denti Teeth	Dp	De	Df	Dm	Di	F	P	L	Bussola Taper Bush	Foro max
	T 40 H 150 F	5WF	40	161,71	160,3	168	92	140	45	20	25	1610	42,00
	T 44 H 150 F	5WF	44	177,88	176,5	184	106	153	45	13	32	2012	50,00
	T 48 H 150 F	5WF	48	194,05	192,7	200	106	169	45	13	32	2012	50,00
	T 60 H 150	9A	60	242,56	241,2	-	106	223	46	7	32	2012	50,00
	T 72 H 150	9A	72	291,07	289,7	-	106	270	46	7	32	2012	50,00
	T 84 H 150	9A	84	339,58	338,2	-	106	320	46	7	32	2012	50,00
	T 96 H 150	9A	96	388,09	386,7	-	119	366	46	0,5	45	2517	60,00
	T 120 H 150	9A	120	485,12	483,7	-	119	462	46	0,5	45	2517	60,00
H 200 (passo 1/2" 12,7 mm) per cinghia 50,8 mm H 200 (1/2" pitch) for 50,8 mm width belt	T 18 H 200 F	5F	18	72,77	71,4	79	-	52	58	33	25	1210	32,00
	T 19 H 200 F	5F	19	76,81	75,4	83	-	56	58	33	25	1210	32,00
	T 20 H 200 F	5F	20	80,85	79,5	87	-	60	58	33	25	1610	42,00
	T 21 H 200 F	5F	21	84,90	83,5	91	-	64	58	33	25	1610	42,00
	T 22 H 200 F	5F	22	88,94	87,6	93	-	68	58	33	25	1610	42,00
	T 23 H 200 F	5F	23	92,98	91,6	97	-	71	58	33	25	1610	42,00
	T 24 H 200 F	5F	24	97,02	95,6	103	-	74	58	33	25	1610	42,00
	T 25 H 200 F	5F	25	101,07	99,7	106	-	78	58	33	25	1610	42,00
	T 26 H 200 F	5F	26	105,11	103,7	111	-	82	58	33	25	1610	42,00
	T 27 H 200 F	5F	27	109,15	107,8	115	-	87	58	33	25	1610	42,00
	T 28 H 200 F	5F	28	113,19	111,8	119	-	91	58	33	25	1610	42,00
	T 30 H 200 F	5F	30	121,28	119,9	127	-	99	58	33	25	1610	42,00
	T 32 H 200 F	5F	32	129,36	128,0	135	-	107	58	26	32	2012	50,00
	T 36 H 200 F	5WF	36	145,54	144,2	152	102	124	58	26	32	2012	50,00
	T 40 H 200 F	5WF	40	161,71	160,3	168	106	140	58	26	32	2012	50,00
	T 44 H 200 F	5WF	44	177,88	176,5	184	106	152	58	26	32	2012	50,00
	T 48 H 200 F	5WF	48	194,05	192,7	200	119	169	58	13	45	2517	60,00
	T 60 H 200	9A	60	242,56	241,2	-	119	223	60	7,5	45	2517	60,00
	T 72 H 200	9A	72	291,07	289,7	-	119	270	60	7,5	45	2517	60,00
	T 84 H 200	9A	84	339,58	338,2	-	119	320	60	7,5	45	2517	60,00
T 96 H 200	9A	96	388,09	386,7	-	119	366	60	7,5	45	2517	60,00	
T 120 H 200	9A	120	485,12	483,7	-	119	462	60	7,5	45	2517	60,00	

H

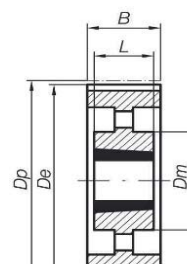
Passo 12,7mm / 1/2" Pitch



4F



9WF



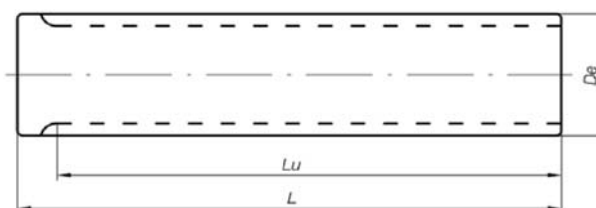
9A

Materiale: Acciaio e Ghisa

Material: Steel & Cast Iron

Codice Code	Disegno Drawing	N° Denti Teeth	Dp	De	Df	Dm	Di	F	P	L	Bussola Taper Bush	Foro max
T 20 H 300 F	4F	20	80,85	79,5	87	-	65	84	23	38	1615	42,00
T 21 H 300 F	4F	21	84,90	83,5	91	-	66	84	23	38	1615	42,00
T 22 H 300 F	4F	22	88,94	87,6	93	-	67	84	23	38	1615	42,00
T 23 H 300 F	4F	23	92,98	91,6	97	-	71	84	23	38	1615	42,00
T 24 H 300 F	4F	24	97,02	95,6	103	-	75	84	23	38	1615	42,00
T 25 H 300 F	4F	25	101,07	99,7	106	-	79	84	23	38	1615	42,00
T 26 H 300 F	4F	26	105,11	103,7	111	-	83	84	23	38	1615	42,00
T 27 H 300 F	4F	27	109,15	107,8	115	-	87	84	26	32	2012	50,00
T 28 H 300 F	4F	28	113,19	111,8	119	-	91	84	26	32	2012	50,00
T 30 H 300 F	4F	30	121,28	119,9	127	-	99	84	26	32	2012	50,00
T 32 H 300 F	4F	32	129,36	128,0	135	-	107	84	19,5	45	2517	60,00
T 36 H 300 F	4F	36	145,54	144,2	152	-	124	84	19,5	45	2517	60,00
T 40 H 300 F	4F	40	161,71	160,3	168	-	137	84	19,5	45	2517	60,00
T 44 H 300 F	9WF	44	177,88	176,5	184	119	152	86	20,5	45	2517	60,00
T 48 H 300 F	9WF	48	194,05	192,7	200	119	169	86	20,5	45	2517	60,00
T 60 H 300	9A	60	242,56	241,2	-	119	223	86	20,5	45	2517	60,00
T 72 H 300	9A	72	291,07	289,7	-	119	270	86	20,5	45	2517	60,00
T 84 H 300	9A	84	339,58	338,2	-	119	320	86	20,5	45	2517	60,00
T 96 H 300	9A	96	388,09	386,7	-	150	366	86	5	76	3030	75,00
T 120 H 300	9A	120	485,12	483,7	-	150	462	86	5	76	3030	75,00

Barre Dentate Passo Metrico Metric Pitch Timing Bars




T2,5 (passo 2,5 mm) / T2,5 (2,5 mm pitch)

T5 (passo 5 mm) / T5 (5 mm pitch)

	Alluminio/Aluminium					
	Codice Code	N° Denti Teeth	Dp	De	Lu	L
	T2,5-10	10	7,96	7,44	50	75
	T2,5-12	12	9,55	9,03	50	75
	T2,5-13	13	10,35	9,83	50	75
	T2,5-14	14	11,14	10,62	50	75
	T2,5-15	15	11,94	11,42	50	75
	T2,5-16	16	12,73	12,21	50	75
	T2,5-17	17	13,53	13,01	50	75
	T2,5-18	18	14,32	13,80	50	75
	T2,5-19	19	15,12	14,60	90	120
	T2,5-20	20	15,92	15,40	90	120
	T2,5-21	21	16,71	16,19	90	120
	T2,5-22	22	17,51	16,99	125	140
	T2,5-23	23	18,30	17,78	125	140
	T2,5-24	24	19,10	18,58	125	140
	T2,5-25	25	19,89	19,37	125	140
	T2,5-26	26	20,69	20,17	125	140
	T2,5-27	27	21,49	20,97	125	140
	T2,5-28	28	22,28	21,76	125	140
	T2,5-29	29	23,08	22,56	125	140
	T2,5-30	30	23,87	23,35	125	140
	T2,5-32	32	25,47	24,95	125	140
	T2,5-34	34	27,06	26,54	125	140
	T2,5-35	35	27,85	27,33	132	140
	T2,5-36	36	28,65	28,13	132	140
	T2,5-38	38	30,24	29,72	140	140
	T2,5-40	40	31,83	31,31	140	140
	T2,5-42	42	33,42	32,90	140	140
	T2,5-44	44	35,02	34,50	140	140
	T2,5-45	45	35,81	35,29	140	140
	T2,5-48	48	38,20	37,68	140	140
	T2,5-50	50	39,79	39,27	160	160
	T2,5-60	60	47,75	47,23	160	160
	T2,5-65	65	51,73	51,21	160	160
	T2,5-70	70	55,71	55,19	160	160
	T2,5-72	72	57,30	56,78	160	160
	T2,5-90	90	71,62	71,10	160	160
	T2,5-100	100	79,58	79,06	160	160

	Alluminio e Acciaio/Aluminium & Steel					
	Codice Code	N° Denti Teeth	Dp	De	Lu	L
	T5-10	10	15,92	15,09	125	140
	T5-11	11	17,51	16,68	125	140
	T5-12	12	19,10	18,27	125	140
	T5-13	13	20,69	19,86	125	140
	T5-14	14	22,28	21,45	140	140
	T5-15	15	23,87	23,04	140	140
	T5-16	16	25,47	24,64	140	140
	T5-17	17	27,06	26,23	140	140
	T5-18	18	28,65	27,82	140	140
	T5-19	19	30,24	29,41	140	140
	T5-20	20	31,83	31,00	160	160
	T5-21	21	33,42	32,59	160	160
	T5-22	22	35,02	34,19	160	160
	T5-23	23	36,61	35,78	160	160
	T5-24	24	38,20	37,37	160	160
	T5-25	25	39,79	38,96	160	160
	T5-26	26	41,38	40,55	160	160
	T5-27	27	42,97	42,14	160	160
	T5-28	28	44,56	43,73	160	160
	T5-29	29	46,16	45,33	160	160
	T5-30	30	47,75	46,92	160	160
	T5-32	32	50,93	50,10	160	160
	T5-34	34	54,11	53,28	160	160
	T5-35	35	55,71	54,88	160	160
	T5-36	36	57,30	56,47	160	160
	T5-37	37	58,89	58,06	160	160
	T5-38	38	60,48	59,65	160	160
	T5-40	40	63,66	62,83	160	160
	T5-42	42	66,85	66,02	160	160
	T5-44	44	70,03	69,20	160	160
	T5-45	45	71,62	70,79	160	160
	T5-46	46	73,21	72,38	160	160
	T5-48	48	76,40	75,57	160	160
	T5-50	50	79,58	78,75	160	160
	T5-60	60	95,50	94,67	160	160
	T5-64	64	101,86	101,03	160	160
	T5-72	72	114,59	113,76	160	160
	T5-80	80	127,33	126,50	160	160
	T5-90	90	143,24	142,41	160	160
	T5-100	100	159,16	158,33	160	160



T10 (passo 10 mm) / T10 (10 mm pitch)

T20 (passo 20 mm) / T20 (20 mm pitch)

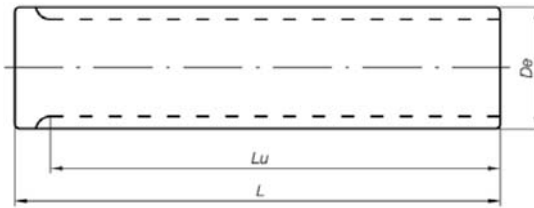
Codice Code	N° Denti Teeth	Dp	De	Lu	L
T10-11	11	35,02	33,17	140	140
T10-12	12	38,20	36,35	140	140
T10-13	13	41,38	39,53	140	140
T10-14	14	44,56	42,71	160	160
T10-15	15	47,75	45,90	160	160
T10-16	16	50,93	49,08	160	160
T10-17	17	54,11	52,26	160	160
T10-18	18	57,30	55,45	160	160
T10-19	19	60,48	58,63	160	160
T10-20	20	63,66	61,81	160	160
T10-21	21	66,85	65,00	160	160
T10-22	22	70,03	68,18	160	160
T10-23	23	73,21	71,36	160	160
T10-24	24	76,40	74,55	160	160
T10-25	25	79,58	77,73	160	160
T10-26	26	82,76	80,91	160	160
T10-27	27	85,95	84,10	160	160
T10-28	28	89,13	87,28	160	160
T10-30	30	95,50	93,65	160	160
T10-32	32	101,86	100,01	160	160
T10-34	34	108,23	106,38	160	160
T10-36	36	114,59	112,74	160	160
T10-38	38	120,96	119,11	160	160
T10-40	40	127,33	125,48	160	160
T10-45	45	143,24	141,39	160	160
T10-48	48	152,79	150,94	160	160
T10-60	60	190,99	189,14	160	160
T10-72	72	229,19	227,34	160	160

Codice Code	N° Denti Teeth	Dp	Dp	De	Lu=L
T20-19	19	120,96	120,96	118,10	200
T20-20	20	127,33	127,33	124,47	200
T20-21	21	133,69	133,69	130,83	200
T20-22	22	140,06	140,06	137,20	200
T20-23	23	146,43	146,43	143,57	200
T20-24	24	152,79	152,79	149,93	200
T20-25	25	159,16	159,16	156,30	200
T20-26	26	165,53	165,53	162,67	200
T20-28	28	178,26	178,26	175,40	200
T20-30	30	190,99	190,99	188,13	200

Alluminio e Acciaio/Aluminium & Steel

Alluminio e Acciaio/Aluminium & Steel

Barre Dentate Passo Metrico Metric Pitch Timing Bars




AT3 (passo 3 mm) / AT3 (3 mm pitch)

AT5 (passo 5 mm) / AT5 (5 mm pitch)

	Alluminio/Aluminium					
	Codice Code	N° Denti Teeth	Dp	De	Lu	L
	AT3-15	15	14,32	13,91		75
	AT3-16	16	15,28	14,87		75
	AT3-17	17	16,23	15,82		75
	AT3-18	18	17,19	16,78		75
	AT3-19	19	18,14	17,73		90
	AT3-20	20	19,10	18,69		90
	AT3-21	21	20,05	19,64		90
	AT3-22	22	21,01	20,60		90
	AT3-23	23	21,96	21,55		120
	AT3-24	24	22,92	22,51		120
	AT3-25	25	23,87	23,46		120
	AT3-26	26	24,83	24,42		120
	AT3-27	27	25,78	25,37		140
	AT3-28	28	26,74	26,33		140
	AT3-29	29	27,69	27,28		140
	AT3-30	30	28,65	28,24		140
	AT3-32	32	30,56	30,15		140
	AT3-34	34	32,47	32,06		140
	AT3-35	35	33,42	33,01		140
	AT3-36	36	34,38	33,97		140
	AT3-37	37	35,33	34,92		140
	AT3-38	38	36,29	35,88		140
	AT3-39	39	37,24	36,83		140
	AT3-40	40	38,20	37,79		140
	AT3-42	42	40,11	39,70		140
	AT3-44	44	42,02	41,61		140
	AT3-45	45	42,97	42,56		140
	AT3-46	46	43,93	43,52		140
	AT3-48	48	45,84	45,43		140
	AT3-50	50	47,75	47,34		160
	AT3-52	52	49,66	49,25		160
	AT3-54	54	51,57	51,16		160
	AT3-60	60	57,30	56,85		160
	AT3-65	65	62,07	61,66		160
	AT3-70	70	66,85	66,44		160
	AT3-72	72	68,75	68,34		160
	AT3-90	90	85,94	85,53		160
	AT3-100	100	95,49	95,08		160

	Alluminio e Acciaio/Aluminium & Steel					
	Codice Code	N° Denti Teeth	Dp	De	Lu	L
	AT5-12	12	19,10	17,87	140	140
	AT5-13	13	20,69	19,46	140	140
	AT5-14	14	22,28	21,05	140	140
	AT5-15	15	23,87	22,64	140	140
	AT5-16	16	25,47	24,24	140	140
	AT5-17	17	27,06	25,83	140	140
	AT5-18	18	28,65	27,42	140	140
	AT5-19	19	30,24	29,01	140	140
	AT5-20	20	31,83	30,60	160	160
	AT5-21	21	33,42	32,19	160	160
	AT5-22	22	35,02	33,79	160	160
	AT5-23	23	36,61	35,38	160	160
	AT5-24	24	38,20	36,97	160	160
	AT5-25	25	39,79	38,56	160	160
	AT5-26	26	41,38	40,15	160	160
	AT5-27	27	42,97	41,74	160	160
	AT5-28	28	44,56	43,33	160	160
	AT5-29	29	46,16	44,93	160	160
	AT5-30	30	47,75	46,52	160	160
	AT5-31	31	49,34	48,11	160	160
	AT5-32	32	50,93	49,70	160	160
	AT5-34	34	54,11	52,88	160	160
	AT5-35	35	55,71	54,48	160	160
	AT5-36	36	57,30	56,07	160	160
	AT5-38	38	60,48	59,25	160	160
	AT5-40	40	63,66	62,43	160	160
	AT5-42	42	66,85	65,62	160	160
	AT5-44	44	70,03	68,80	160	160
	AT5-45	45	71,62	70,90	160	160
	AT5-46	46	73,21	71,98	160	160
	AT5-48	48	76,40	75,17	160	160
	AT5-50	50	79,58	78,35	160	160
	AT5-60	60	95,50	94,27	160	160
	AT5-64	64	101,86	100,63	160	160
	AT5-72	72	114,59	113,36	160	160



AT10 (passo 10mm) / AT10 (10mm pitch)

AT20 (passo 20mm) / AT20 (20mm pitch)


Codice Code	N° Denti Teeth	Dp	De	Lu	L
AT10-16	16	50,93	49,08	160	160
AT10-17	17	54,11	52,26	160	160
AT10-18	18	57,30	55,45	160	160
AT10-19	19	60,48	58,63	160	160
AT10-20	20	63,66	61,81	160	160
AT10-21	21	66,85	65,00	160	160
AT10-22	22	70,03	68,18	160	160
AT10-23	23	73,21	71,36	160	160
AT10-24	24	76,40	74,55	160	160
AT10-25	25	79,58	77,73	160	160
AT10-26	26	82,76	80,91	160	160
AT10-27	27	85,95	84,10	160	160
AT10-28	28	89,13	87,28	160	160
AT10-29	29	92,31	90,46	160	160
AT10-30	30	95,50	93,65	160	160
AT10-32	32	101,86	100,01	160	160
AT10-34	34	108,23	106,38	160	160
AT10-35	35	111,41	109,56	160	160
AT10-36	36	114,59	112,74	160	160
AT10-38	38	120,96	119,11	160	160
AT10-40	40	127,33	125,48	160	160
AT10-42	42	133,69	131,84	160	160
AT10-44	44	140,06	138,21	160	160
AT10-45	45	143,24	141,39	160	160
AT10-48	48	152,79	150,94	160	160
AT10-52	52	165,53	163,68	160	160
AT10-60	60	190,99	189,14	160	160

Alluminio e Acciaio/Aluminium & Steel

Codice	Denti	Dp	De	Lu=L
AT20-19	19	120,96	118,10	200
AT20-20	20	127,33	124,47	200
AT20-21	21	133,69	130,83	200
AT20-22	22	140,06	137,20	200
AT20-23	23	146,43	143,57	200
AT20-24	24	152,79	149,93	200
AT20-25	25	159,16	156,30	200
AT20-26	26	165,53	162,67	200
AT20-28	28	178,26	175,40	200
AT20-30	30	190,99	188,13	200

Alluminio e Acciaio/Aluminium & Steel

Barre Dentate Passo Metrico Metric Pitch Timing Bars




ATP10 (passo 10mm)/ATP10 (10mm pitch)

	Alluminio / Aluminium - Acciaio / Steel				
	Codice Code	N° Denti Teeth	Dp	De	L
ATP10-15	15	47,75	46,15	160	
ATP10-16	16	50,93	49,33	160	
ATP10-17	17	54,11	52,51	160	
ATP10-18	18	57,30	55,70	160	
ATP10-19	19	60,48	58,88	160	
ATP10-20	20	63,66	62,06	160	
ATP10-21	21	66,85	65,25	160	
ATP10-22	22	70,03	68,43	160	
ATP10-23	23	73,21	71,61	160	
ATP10-24	24	76,39	74,79	160	
ATP10-25	25	79,58	77,98	160	
ATP10-26	26	82,76	81,16	160	
ATP10-27	27	85,94	84,34	160	
ATP10-28	28	89,13	87,53	160	
ATP10-29	29	92,31	90,71	160	
ATP10-30	30	95,49	93,89	160	
ATP10-32	32	101,86	100,26	160	
ATP10-34	34	108,23	106,63	160	
ATP10-35	35	111,41	109,81	160	
ATP10-36	36	114,59	112,99	160	
ATP10-38	38	120,96	119,36	160	
ATP10-40	40	127,32	125,72	160	
ATP10-42	42	133,69	132,09	160	
ATP10-44	44	140,06	138,46	160	
ATP10-45	45	143,24	141,64	160	
ATP10-48	48	152,79	151,19	160	
ATP10-52	52	165,53	163,92	160	
ATP10-60	60	190,99	189,39	160	

ATP15 (passo 15mm)/ATP15 (15mm pitch)

	Alluminio / Aluminium - Acciaio / Steel				
	Codice Code	N° Denti Teeth	Dp	De	L
ATP15-18	18	45,90	83,84	160	
ATP15-19	19	49,08	88,62	160	
ATP15-20	20	95,49	93,39	160	
ATP15-21	21	100,27	98,17	160	
ATP15-22	22	105,04	102,94	160	
ATP15-23	23	109,82	107,72	160	
ATP15-24	24	114,59	112,49	160	
ATP15-25	25	119,37	117,27	160	
ATP15-26	26	124,14	122,04	160	
ATP15-27	27	128,92	126,82	160	
ATP15-28	28	133,69	131,59	160	
ATP15-29	29	138,46	136,36	160	
ATP15-30	30	143,24	141,14	160	
ATP15-32	32	152,79	150,69	160	
ATP15-34	34	162,34	160,24	160	
ATP15-35	35	167,11	165,01	160	
ATP15-36	36	171,89	169,79	160	
ATP15-38	38	181,44	179,34	160	
ATP15-40	40	190,99	188,89	160	
ATP15-42	42	200,54	198,44	160	
ATP15-44	44	210,08	207,98	160	
ATP15-45	45	214,86	212,76	160	
ATP15-48	48	227,08	229,18	160	
ATP15-52	52	248,28	246,18	160	
ATP15-60	60	286,48	284,38	160	
ATP15-64	64	305,58	303,48	160	
ATP15-72	72	343,77	341,67	160	
ATP15-80	80	381,97	379,87	160	



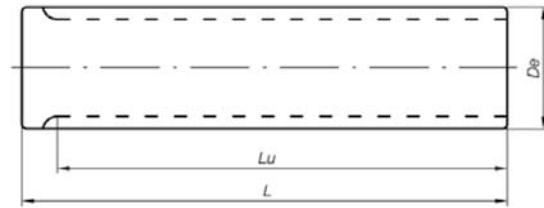
3M (passo 3 mm)/3M (3 mm pitch)

5M (passo 5 mm)/5M (5 mm pitch)

Alluminio /Aluminium	Codice Code	N° Denti Teeth	Dp	De	Lu	L
	3M-10	10	9,55	8,79	75	100
	3M-11	11	10,5	9,74	75	100
	3M-12	12	11,46	10,70	100	120
	3M-13	13	12,41	11,65	100	120
	3M-14	14	13,37	12,61	100	120
	3M-15	15	14,32	13,56	100	120
	3M-16	16	15,28	14,52	125	160
	3M-17	17	16,23	15,47	125	160
	3M-18	18	17,19	16,43	125	160
	3M-19	19	18,14	17,38	125	160
	3M-20	20	19,1	18,34	150	160
	3M-21	21	20,05	19,29	150	160
	3M-22	22	21,01	20,25	150	160
	3M-23	23	21,96	21,20	150	160
	3M-24	24	22,92	22,16	150	160
	3M-25	25	23,87	23,11	150	160
	3M-26	26	24,83	24,07	150	160
	3M-28	28	26,74	25,98	150	160
	3M-30	30	28,65	27,89	175	200
	3M-32	32	30,56	29,80	175	200
	3M-34	34	32,47	31,71	175	200
	3M-36	36	34,38	33,62	200	200
	3M-38	38	36,29	35,53	200	200
3M-40	40	38,2	37,44	200	200	
3M-42	42	40,11	39,35	200	200	
3M-45	45	42,97	42,21	200	200	
3M-48	48	45,84	45,08	200	200	
3M-60	60	57,3	56,54	200	200	
3M-72	72	68,76	68,00	200,00	200	

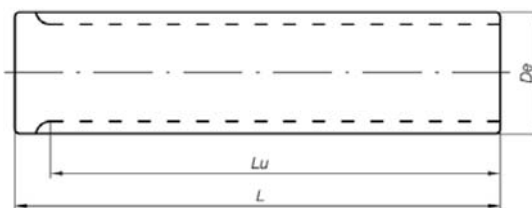
Alluminio /Aluminium - Acciaio / Steel	Codice Code	N° Denti Teeth	Dp	De	Lu	L
	5M-12	12	19,10	17,96	150	160
	5M-13	13	20,69	19,55	150	160
	5M-14	14	22,28	21,14	175	200
	5M-15	15	23,87	22,73	175	200
	5M-16	16	25,47	24,33	175	200
	5M-17	17	27,06	25,92	175	200
	5M-18	18	28,65	27,51	200	200
	5M-19	19	30,24	29,10	200	200
	5M-20	20	31,83	30,69	200	200
	5M-21	21	33,42	32,28	200	200
	5M-22	22	35,02	33,88	200	200
	5M-23	23	36,61	35,47	200	200
	5M-24	24	38,20	37,06	200	200
	5M-25	25	39,79	38,65	200	200
	5M-26	26	41,38	40,24	200	200
	5M-27	27	42,97	41,83	200	200
	5M-28	28	44,56	43,42	200	200
	5M-30	30	47,75	46,61	200	200
	5M-32	32	50,93	49,79	200	200
	5M-34	34	54,11	52,97	200	200
	5M-36	36	57,30	56,16	200	200
	5M-38	38	60,48	59,34	200	200
	5M-40	40	63,66	62,52	200	200
5M-42	42	66,85	65,71	200	200	
5M-44	44	70,03	68,89	200	200	
5M-45	45	71,62	70,48	200	200	
5M-48	48	76,40	75,26	200	200	
5M-50	50	79,58	78,44	200	200	
5M-60	60	95,50	94,36	200	200	
5M-72	72	114,59	113,45	200	200	

Barre Dentate Passo HTD HTD Pitch Timing Bars



8M (passo 8 mm) / 8M (8 mm pitch)


	Alluminio / Aluminium - Acciaio / Steel					
	Codice Code	N° Denti Teeth	Dp	De	Lu	L
	8M-18	18	45,84	44,47	200	200
	8M-19	19	48,38	47,01	200	200
	8M-20	20	50,93	49,56	200	200
	8M-21	21	53,48	52,11	200	200
	8M-22	22	56,02	54,65	200	200
	8M-23	23	58,57	57,20	200	200
	8M-24	24	61,12	59,75	200	200
	8M-25	25	63,66	62,29	200	200
	8M-26	26	66,21	64,84	200	200
	8M-27	27	68,76	67,39	200	200
	8M-28	28	71,3	70,08	200	200
	8M-29	29	73,85	72,48	200	200
	8M-30	30	76,4	75,03	200	200
	8M-32	32	81,49	80,12	200	200
	8M-34	34	86,58	85,21	200	200
	8M-35	35	89,13	87,76	200	200
	8M-36	36	91,68	90,31	200	200
	8M-38	38	96,77	95,40	200	200
	8M-40	40	101,86	100,49	200	200
	8M-42	42	106,95	105,58	200	200
	8M-44	44	112,05	110,68	200	200
	8M-45	45	114,59	113,22	200	200
	8M-48	48	122,23	120,86	200	200
	8M-50	50	127,33	125,96	200	200
	8M-56	56	142,61	141,24	200	200
	8M-60	60	152,79	151,42	200	200
	8M-64	64	162,98	161,61	200	200
	8M-72	72	183,35	181,98	200	200



MXL (passo 0,08" 2,032 mm) / MXL (0,08" pitch)

	Alluminio / Aluminium					
	Codice Code	N° Denti Teeth	Dp	De	Lu	L
	MXL-10	10	6,47	5,96	50,00	75
	MXL-11	11	7,12	6,61	50,00	75
	MXL-12	12	7,76	7,25	50,00	75
	MXL-13	13	8,41	7,90	50,00	75
	MXL-14	14	9,06	8,55	50,00	75
	MXL-15	15	9,70	9,19	50,00	75
	MXL-16	16	10,35	9,84	50,00	75
	MXL-17	17	11,00	10,49	50,00	75
	MXL-18	18	11,64	11,13	50,00	75
	MXL-19	19	12,29	11,78	90,00	120
	MXL-20	20	12,94	12,43	90,00	120
	MXL-21	21	13,58	13,07	90,00	120
	MXL-22	22	14,23	13,72	125,00	140
	MXL-23	23	14,88	14,37	125,00	140
	MXL-24	24	15,52	15,01	125,00	140
	MXL-25	25	16,17	15,66	125,00	140
	MXL-26	26	16,82	16,31	125,00	140
	MXL-27	27	17,46	16,95	125,00	140
	MXL-28	28	18,11	17,60	125,00	140
	MXL-29	29	18,76	18,25	125,00	140
	MXL-30	30	19,40	18,89	125,00	140
	MXL-32	32	20,70	20,19	125,00	140
	MXL-34	34	21,99	21,48	125,00	140
	MXL-35	35	22,64	22,13	-	140
	MXL-36	36	23,29	22,78	-	140
	MXL-38	38	24,58	24,07	-	140
	MXL-40	40	25,87	25,36	-	140
	MXL-42	42	27,17	26,66	-	140
	MXL-44	44	28,46	27,95	-	140
	MXL-45	45	29,11	28,60	-	140
	MXL-48	48	31,05	30,54	-	140
	MXL-50	50	32,34	31,83	-	140
	MXL-60	60	38,81	38,30	-	160
	MXL-64	64	41,40	40,89	-	160
	MXL-65	65	42,04	41,53	-	160
	MXL-70	70	45,28	44,77	-	160
	MXL-72	72	46,57	46,06	-	160
	MXL-75	75	48,51	48,00	-	160
	MXL-90	90	58,21	57,70	-	160
	MXL-110	110	71,15	70,64	-	160

Barre Dentate Passo Pollici Imperial Pitch Timing Bars

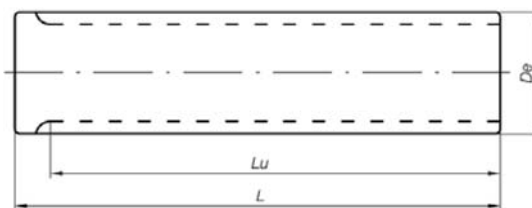


XL (passo 1/5" 5,08 mm) / XL (1/5" pitch)

L (passo 3/8" 9,525 mm) / L (3/8" pitch)

Codice Code	N° Denti Teeth	Dp	De	Lu=L	Alluminio / Aluminium - Acciaio / Steel
XL-10	10	16,17	15,66	140,00	
XL-11	11	17,79	17,28	140,00	
XL-12	12	19,40	18,89	140,00	
XL-13	13	21,02	20,51	140,00	
XL-14	14	22,64	22,13	140,00	
XL-15	15	24,26	23,75	140,00	
XL-16	16	25,87	25,36	140,00	
XL-17	17	27,49	26,98	140,00	
XL-18	18	29,11	28,60	140,00	
XL-19	19	30,72	30,21	140,00	
XL-20	20	32,34	31,83	140,00	
XL-21	21	33,96	33,45	160,00	
XL-22	22	35,58	35,07	160,00	
XL-23	23	37,19	36,68	160,00	
XL-24	24	38,81	38,30	160,00	
XL-25	25	40,43	39,92	160,00	
XL-26	26	42,04	41,53	160,00	
XL-27	27	43,66	43,15	160,00	
XL-28	28	45,28	44,77	160,00	
XL-29	29	46,89	46,38	160,00	
XL-30	30	48,51	48,00	160,00	
XL-32	32	51,75	51,24	160,00	
XL-33	33	53,36	52,85	160,00	
XL-34	34	54,98	54,47	160,00	
XL-35	35	56,60	56,09	160,00	
XL-36	36	58,21	57,70	160,00	
XL-38	38	61,45	60,94	160,00	
XL-39	39	63,07	62,56	160,00	
XL-40	40	64,68	64,17	160,00	
XL-41	41	66,30	65,79	160,00	
XL-42	42	67,92	67,41	160,00	
XL-43	43	69,53	69,02	160,00	
XL-44	44	71,15	70,64	160,00	
XL-45	45	72,77	72,26	160,00	
XL-48	48	77,62	77,11	160,00	
XL-50	50	80,85	80,34	160,00	
XL-52	52	84,09	83,58	160,00	
XL-56	56	90,56	90,05	160,00	
XL-60	60	97,02	96,51	160,00	
XL-64	64	103,49	102,98	160,00	
XL-72	72	116,43	115,92	160,00	

Codice Code	N° Denti Teeth	Dp	De	Lu=L	Alluminio / Aluminium - Acciaio / Steel
L-10	10	30,32	29,55	140,00	
L-11	11	33,35	32,58	140,00	
L-12	12	36,38	35,61	160,00	
L-13	13	39,42	38,65	160,00	
L-14	14	42,45	41,68	160,00	
L-15	15	45,48	44,71	160,00	
L-16	16	48,51	47,74	160,00	
L-17	17	51,54	50,77	160,00	
L-18	18	54,58	53,81	160,00	
L-19	19	57,61	56,84	160,00	
L-20	20	60,64	59,87	160,00	
L-21	21	63,67	62,90	160,00	
L-22	22	66,70	65,93	160,00	
L-23	23	69,74	68,97	160,00	
L-24	24	72,77	72,00	160,00	
L-25	25	75,80	75,03	160,00	
L-27	27	81,86	81,09	160,00	
L-28	28	84,90	84,13	160,00	
L-30	30	90,96	90,19	160,00	
L-32	32	97,02	96,25	160,00	
L-36	36	109,15	108,38	160,00	
L-40	40	121,28	120,51	160,00	



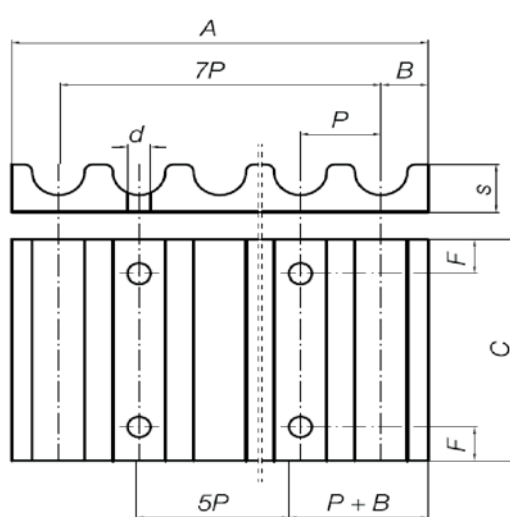
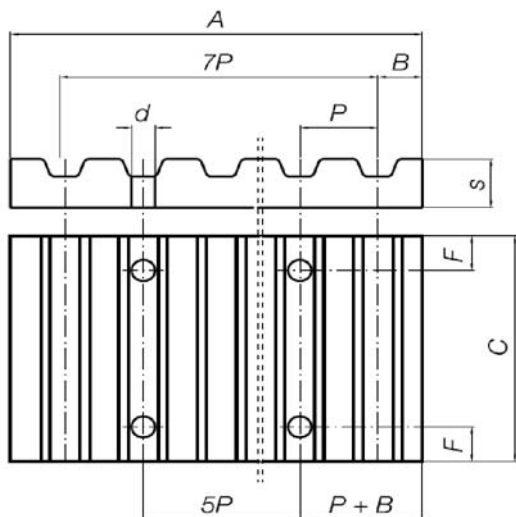
H (passo 1/2" 12,7 mm) / H (1/2" pitch)

Alluminio / Aluminium - Acciaio / Steel	Codice Code	N° Denti Teeth	Dp	De	Lu=L
	H-14	14	56,60	55,22	200,00
	H-15	15	60,64	59,26	200,00
	H-16	16	64,68	63,30	200,00
	H-17	17	68,73	67,35	200,00
	H-18	18	72,77	71,39	200,00
	H-19	19	76,81	75,43	200,00
	H-20	20	80,85	79,47	200,00
	H-21	21	84,90	83,52	200,00
	H-22	22	88,94	87,56	200,00
	H-23	23	92,98	91,60	200,00
	H-24	24	97,02	95,64	200,00
	H-25	25	101,07	99,69	200,00
	H-26	26	105,11	103,73	200,00
	H-27	27	109,15	107,77	200,00
	H-28	28	113,19	111,81	200,00
	H-30	30	121,28	119,90	200,00
H-32	32	129,36	127,98	200,00	
H-34	34	137,45	136,07	200,00	
H-36	36	145,54	144,16	200,00	
H-40	40	161,71	160,33	200,00	

Piastre Dentate Clamping Plates

XL - L - H - T5 - T10 - T20 - AT5 - AT10 - AT20

HTD



Esempio codice di ordinazione / Order code example
PAT10-25: Piastra dentata passo AT10 per cinghia larga 25 mm
AT10 pitch clamping plate for 25 mm width belt

Piastre dentate per cinghie con passo in pollici / Clamping plates for imperial pitch belts

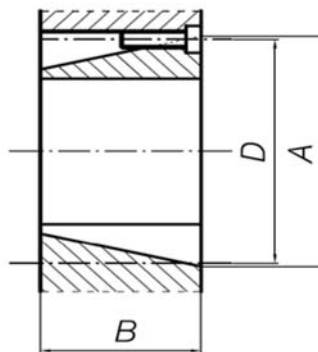
Alluminio Alum.	Passo □	F	d	B	A	S	Larghezze cinghia [1/100"] / Belt width [1/100"]												
							025	037	050	075	100	150	200	300	400	C			
							* XL	6	5,5	3,5	42,5	8	25,5	28,5	32	38	45		
* L	8	9	5	76,6	15		36	39	45	51,5	64	77							
* H	10	11	9	106,9	22			45	51	57,5	70	83	108	134					

Piastre dentate per cinghie HTD / Clamping plates for HTD pitch belts

Alluminio Alum.	Passo □	F	d	B	A	S	Larghezze cinghia [mm] / Belt width [mm]																
							6	9	10	15	20	25	30	40	50	55	85	115	170	C			
							* 5M	6	5,5	3,25	41,5	8	25	28		34		44					
* 8M	8	9	5	66	15			35	40	45		55		75		110							
* 14M	10	11	9	116	22						56		71		86	116	146	201					

Piastre dentate per cinghie con passo metrico / Clamping plates for metric pitch belts

Alluminio/Alum.	Passo □	F	d	B	A	S	Larghezze cinghia [mm] / Belt width [mm]												
							9	10	16	20	25	32	50	75	100	C			
							* T5	6	5,5	3,25	41,65	8	25	29	35	39	44	51	69
* AT5																			
* T10	8	9	5	80	15		35	41		50	57	75	100	125					
* AT10																			
* T20	10	11	10	160	20					56	63	81	106	132					
* AT20																			



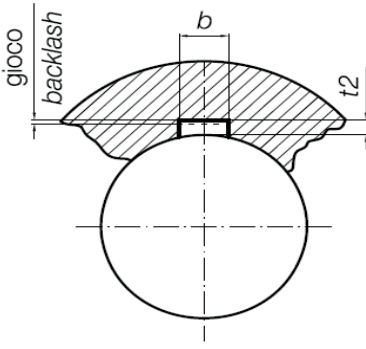
Bussole coniche / Taper bushes										
Tipo Type	Ø Fori [mm] Bores Ø [mm]	A	B	D	N° viti Screws No.	Ø viti Screws Ø	Lunghezza viti Screws length	Chiave Keys	Coppia ser- raggio Tightening torque [daNm]	
1008	10 11 12 14 16 18 20 22 24* 25*	35,2	22,0	33,7	2	1/4"	1/2"	3	0,6	
1108	10 11 12 14 16 18 19 20 22 24 25 28*	38,8	22,0	36,9	2	1/4"	1/2"	3	0,6	
1210	11 12 14 16 18 19 20 22 24 25 28 30 32	47,6	25,0	44,5	2	3/8"	5/8"	4	2	
1610	14 16 18 19 20 22 24 25 28 30 32 35 38 40 42*	57,2	25,0	54,0	2	3/8"	5/8"	4	2	
1615	14 16 18 19 20 22 24 25 28 30 32 35 38 40* 42*	57,2	38,0	54,0	2	3/8"	5/8"	4	2	
2012	14 16 18 19 20 22 24 25 28 30 32 35 38 40 42 45 48 50	69,9	32,0	66,7	2	7/16"	7/8"	6	3	
2517	16 18 19 20 22 24 25 28 30 32 38 40 42 45 48 50 55 60 65	85,7	45,0	82,5	2	1/2"	1"	6	5	
3020	25 28 30 32 38 40 42 45 48 50 55 60 65 70 75	108,0	51,0	101,6	2	5/8"	1 1/4"	8	9	
3030	35 38 40 42 45 48 50 55 60 65 70 75	108,0	76,0	101,6	2	5/8"	1 1/4"	8	9	
3525	35 38 40 42 45 48 50 55 60 65 70 75 80 85 90 95	127,0	65,0	122,7	3	1/2"	1 1/2"	10	10	
3535	35 38 40 42 45 48 50 55 60 65 70 75 80 85 90	127,0	89,0	122,7	3	1/2"	1 1/2"	10	10	
4030	40 42 45 48 50 55 60 65 70 75 80 85 90 95 100 105 110	146,0	78,0	140,7	3	5/8"	1 3/4"	14	19	
4040	40 42 45 48 50 55 60 65 70 75 80 85 90 95 100	146,0	101,6	140,7	3	5/8"	1 3/4"	14	19	
4545	55 60 65 70 75 80 85 90 95 100 105 110	162,0	114,3	155,7	3	3/4"	2"	14	24	
5050	70 75 80 85 90 95 100 105 110 115 120 125	177,8	127,0	170,7	3	7/8"	2 1/4"	14	36	

Ghisa / Cast Iron

N.B.: * Fori con cava ribassata DIN 6556

N.B.: * Bores with shallow keyway DIN 6556

Cave per chiavetta su bussola conica Keyway for taper bush

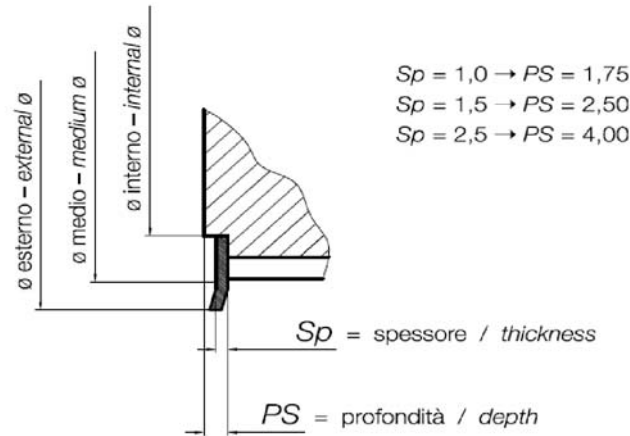
Ghisa / Cast Iron	Ø foro bussola Bore Ø of the bush	Cava Keyway	
		b	t2
	10 - 12	4	1,8
	13 - 17	5	2,3
	18 - 22	6	2,8
	23 - 30	8	3,3
	31 - 38	10	3,3
	39 - 44	12	3,3
	45 - 50	14	3,8
	51 - 58	16	4,3
59 - 65	18	4,4	
66 - 75	20	4,9	
76 - 85	22	5,4	
86 - 95	25	5,4	
96 - 110	28	6,4	
111 - 130	32	7,4	

IMPORTANTE: verificare che al montaggio vi sia sempre gioco in altezza tra la chiavetta e la cava.

IMPORTANT: during the assembly check always that sufficient clearance in height exists between the key and the keyway

N.B.: Specifiche, dimensioni e tolleranze possono essere variate senza preavviso.

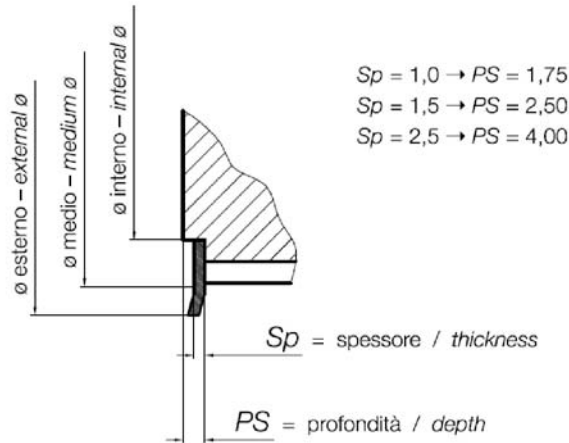
N.B.: Features, dimensions and tolerances can be changed without notice.



N° Denti Teeth	Profi / Profi												
	MXL	XL	L	H	XH	HTD3	HTD5	HTD8	HTD14	T2,5	T/AT5	T/AT10	T/AT20
10		Bm1	Bm5	-	-	Bm73	-	-	-	-	Bm0	Bm5	-
11		Bm1	Bm7	-	-	Bm73	-	-	-	-	Bm1	Bm6	-
12	Bm73	Bm2	Bm7	Bm12	-	Bm74	Bm1	-	-	Bm73	Bm1	Bm7	-
13	Bm73	Bm2	Bm8	Bm13	-	Bm74	Bm2	-	-	Bm73	Bm2	Bm8	-
14	Bm73	Bm3	Bm8	Bm14	-	Bm75	Bm2	-	-	Bm74	Bm2	Bm9	-
15	Bm73	Bm3	Bm10	Bm15	-	Bm75	Bm3	-	-	Bm74	Bm3	Bm10	Bm106
16	Bm74	Bm3	Bm12	Bm16	-	Bm0	Bm3	-	-	Bm75	Bm4	Bm11	Bm107
17	Bm74	Bm5	Bm12	Bm17	-	Bm0	Bm4	-	-	Bm75	Bm4	Bm12	Bm107
18	Bm74	Bm5	Bm14	Bm18	Bm43	Bm1	Bm4	Bm9	-	Bm75	Bm4	Bm13	Bm92
19	Bm75	Bm5	Bm14	Bm19	Bm44	Bm1	Bm4	Bm10	-	Bm0	Bm5	Bm15	Bm108
20	Bm75	Bm7	Bm15	Bm20	Bm46	Bm2	Bm5	Bm11	-	Bm1	Bm5	Bm15	Bm43
21	Bm75	Bm7	Bm16	Bm21	Bm46	Bm2	Bm6	Bm12	-	Bm1	Bm6	Bm16	Bm43
22	Bm75	Bm7	Bm17	Bm23	Bm47	Bm2	Bm6	Bm14	-	Bm1	Bm6	Bm17	Bm45
23	Bm0	Bm8	Bm18	Bm23	Bm48	Bm2	Bm7	Bm14	Bm107	Bm1	Bm7	Bm18	Bm45
24	Bm0	Bm8	Bm18	Bm24	Bm49	Bm3	Bm7	Bm15	Bm90	Bm1	Bm7	Bm19	Bm47
25	Bm0	Bm8	Bm19	Bm24	Bm50	Bm3	Bm8	Bm15	Bm90	Bm2	Bm8	Bm19	Bm48
26	Bm1	Bm8	Bm20	Bm26	Bm51	Bm3	Bm8	Bm16	Bm92	Bm2	Bm8	Bm20	Bm48
27	Bm1	Bm9	Bm20	Bm27	Bm52	Bm4	Bm8	Bm16	Bm92	Bm2	Bm9	Bm21	Bm49
28	Bm1	Bm10	Bm21	Bm28	Bm55	Bm4	Bm8	Bm18	Bm43	Bm2	Bm9	Bm22	Bm50
29	Bm1	Bm10	Bm22	Bm28	Bm56	Bm4	Bm10	Bm18	Bm44	Bm2	Bm10	Bm23	Bm52
30	Bm2	Bm12	Bm23	Bm29	Bm57	Bm4	Bm10	Bm19	Bm45	Bm3	Bm10	Bm23	Bm52
31	Bm2	Bm12	Bm24	Bm31	Bm58	Bm5	Bm11	Bm19	Bm45	Bm4	Bm11	Bm24	Bm52
32	Bm2	Bm12	Bm24	Bm32	Bm60	Bm5	Bm12	Bm20	Bm46	Bm4	Bm11	Bm25	Bm55
33	Bm2	Bm12	Bm24	Bm32	Bm60	Bm5	Bm12	Bm20	Bm46	Bm4	Bm12	Bm26	Bm56
34	Bm2	Bm13	Bm26	Bm34	Bm62	Bm6	Bm12	Bm22	Bm47	Bm4	Bm12	Bm27	Bm57
35	Bm2	Bm14	Bm26	Bm36	Bm62	Bm6	Bm13	Bm22	Bm48	Bm4	Bm13	Bm27	Bm58
36	Bm3	Bm15	Bm27	Bm36	Bm65	Bm6	Bm14	Bm23	Bm49	Bm5	Bm14	Bm28	Bm60
37	Bm3	Bm15	Bm28	Bm37	-	Bm7	Bm15	Bm23	Bm49	Bm5	Bm14	Bm29	Bm72
38	Bm3	Bm16	Bm29	Bm37	-	Bm7	Bm15	Bm24	Bm50	Bm5	Bm15	Bm30	Bm72
39	Bm4	Bm16	Bm29	Bm38	-	Bm7	Bm15	Bm25	Bm50	Bm5	Bm15	Bm30	Bm61

Flange Per Pulegge Dentate

Flanges for Timing Pulleys

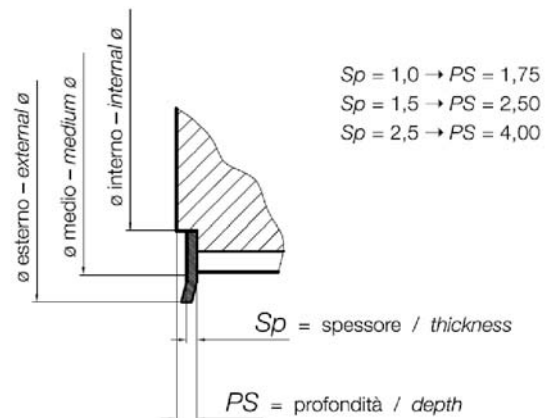


N° Denti Teeth	Profi / Profi												
	MXL	XL	L	H	XH	HTD3	HTD5	HTD8	HTD14	T2,5	T/AT5	T/AT10	T/AT20
40	Bm4	Bm16	Bm29	Bm38	-	Bm7	Bm15	Bm25	Bm51	Bm6	Bm15	Bm31	Bm65
41	Bm4	Bm17	Bm31	Bm39	-	Bm8	Bm16	Bm26	Bm51	Bm6	Bm16	Bm32	-
42	Bm4	Bm17	Bm31	Bm39	-	Bm8	Bm17	Bm26	Bm52	Bm6	Bm16	Bm34	-
43	Bm4	Bm18	Bm32	Bm40	-	Bm8	Bm17	Bm27	Bm52	Bm6	Bm17	Bm34	-
44	Bm4	Bm18	Bm32	Bm40	-	Bm8	Bm17	Bm27	Bm55	Bm7	Bm17	Bm34	-
45	Bm5	Bm18	Bm34	Bm41	-	Bm9	Bm18	Bm28	Bm56	Bm7	Bm18	Bm35	-
46	Bm5	Bm19	Bm35	Bm41	-	Bm9	Bm18	Bm29	Bm56	Bm7	Bm18	Bm36	-
47	Bm5	Bm19	Bm36	Bm42	-	Bm10	Bm18	Bm29	Bm57	Bm7	Bm18	Bm36	-
48	Bm5	Bm20	Bm36	Bm42	-	Bm10	Bm19	Bm29	Bm57	Bm7	Bm19	Bm37	-
49	Bm6	Bm20	Bm37	Bm55	-	Bm10	Bm19	Bm31	Bm58	Bm8	Bm19	Bm37	-
50	Bm6	Bm20	Bm37	Bm56	-	Bm10	Bm20	Bm31	Bm59	Bm8	Bm20	Bm38	-
51	Bm6	Bm20	Bm37	Bm56	-	Bm11	Bm20	Bm32	Bm60	Bm9	Bm20	Bm38	-
52	Bm6	Bm21	Bm38	Bm57	-	Bm11	Bm20	Bm34	Bm60	Bm9	Bm20	Bm38	-
53	Bm6	Bm21	Bm38	Bm57	-	Bm11	Bm21	Bm34	Bm72	Bm9	Bm21	Bm39	-
54	Bm7	Bm22	Bm38	Bm58	-	Bm12	Bm21	Bm34	Bm72	Bm9	Bm21	Bm39	-
55	Bm7	Bm22	Bm39	Bm58	-	Bm12	Bm22	Bm34	Bm61	Bm9	Bm22	Bm40	-
56	Bm7	Bm23	Bm39	Bm60	-	Bm12	Bm22	Bm36	Bm61	Bm10	Bm22	Bm40	-
57	Bm7	Bm23	Bm40	Bm60	-	Bm13	Bm23	Bm36	-	Bm10	Bm23	Bm40	-
58	Bm7	Bm23	Bm40	Bm60	-	Bm13	Bm23	Bm36	Bm65	Bm10	Bm23	Bm41	-
59	Bm7	Bm24	Bm40	Bm61	-	Bm14	Bm23	Bm37	-	Bm10	Bm23	Bm41	-
60	Bm8	Bm24	Bm41	Bm61	-	Bm14	Bm24	Bm37	Bm65	Bm10	Bm24	Bm42	-
61	Bm8	-	-	-	-	Bm15	-	-	-	Bm11	Bm24	Bm42	-
62	Bm9	-	-	-	-	Bm15	-	-	-	Bm11	Bm25	-	-
63	Bm9	-	-	-	-	Bm15	-	-	-	Bm11	Bm25	-	-
64	Bm9	-	-	-	-	Bm15	-	Bm38	Bm63	Bm11	Bm25	-	-
65	Bm9	-	-	-	-	Bm15	-	-	-	Bm12	Bm26	-	-
66	Bm9	-	-	-	-	Bm16	-	-	-	Bm12	Bm26	-	-
67	Bm10	-	-	-	-	Bm16	-	-	-	-	-	-	-
68	Bm10	-	-	-	-	Bm16	-	-	-	-	-	-	-
69	Bm10	-	-	-	-	Bm17	-	-	-	-	-	-	-
70	Bm10	-	-	-	-	Bm17	-	-	-	-	-	-	-
71	Bm10	-	-	-	-	Bm17	-	-	-	-	-	-	-
72	Bm10	-	-	-	-	Bm17	-	Bm41	-	-	-	*Bm59/60	-

Codice Code	Ø Esterno External Ø	Ø Medio Medium Ø	Ø Interno Internal Ø	Spessore mm Thickness mm		
				0,5	1,0	1,5
Bm73	12	-	6	*	*	
Bm74	15	-	8	*	*	
Bm75	16	13	9	*	*	
Bm0	19,5	16	12	*	*	
Bm1	22	17	13	*	*	
Bm2	25	20	15	*	*	
Bm3	28	24	18	*	*	
Bm4	32,0	26	22	*	*	
Bm5	36	31	25	*	*	*
Bm6	38	33	28	*	*	*
Bm7	41	37	28	*	*	*
Bm8	47,0	40	33		*	*
Bm9	48	40	37		*	*
Bm10	51	46	40		*	*
Bm11	54	48	43		*	*
Bm12	57,0	52	42		*	*
Bm13	60	54	47		*	*
Bm14	63	55	48		*	*
Bm15	66	58	52		*	*
Bm16	72,0	63	54		*	*
Bm17	75	68	60		*	*
Bm18	80	71	62		*	*
Bm19	83	76	68		*	*
Bm20	87,0	80	72		*	*
Bm21	91	83	76		*	*
Bm22	93	88	80		*	*
Bm23	97	93	83		*	*
Bm24	105,0	97	87		*	*
Bm25	106	98	90		*	*
Bm26	113	104	95		*	*
Bm27	118	108	100		*	*
Bm28	119,0	113	103		*	*
Bm29	127	122	104		*	*
Bm30	127	119	111		*	*
Bm31	131	124	115		*	*
Bm32	135,0	128	119		*	*
Bm34	143	-	120		*	*
Bm35	147	-	130		*	*
Bm36	152	143	124		*	*
Bm37	160,0	-	136		*	*
Bm38	168	161	148		*	*
Bm39	174	165	140			*
Bm40	182	-	165			*
Bm41	194,0	-	160			*
Bm42	200	-	173			*

Codice Code	Ø Esterno External Ø	Ø Medio Medium Ø	Ø Interno Internal Ø	Spessore mm Thickness mm	
				1,5	2,5
Bm43	136	-	100	*	*
Bm44	140	-	110	*	*
Bm45	145	-	114	*	*
Bm46	155,0	140	120	*	*
Bm47	162	148	125	*	*
Bm48	168	-	148	*	*
Bm49	176	158	135	*	*
Bm50	182,0	-	133	*	*
Bm51	191	175	155	*	*
Bm52	200	-	173	*	*
Bm55	210	-	170	*	*
Bm56	213,0	-	185	*	*
Bm57	225	-	190	*	*
Bm58	236	-	200	*	*
Bm60	240	-	194	*	*
Bm61	255,0	-	225	*	*
Bm62	260	-	213	*	*
Bm63	290	-	250	*	*
Bm64	300	-	255	*	*
Bm65	275,0	-	240	*	*
Bm69	335	-	290	*	*
Bm72	250	-	213	*	*
Bm106	96	-	75	*	*
Bm107	110,0	-	86	*	*
Bm92	119	106	99	*	*
Bm108	127	122	104	*	*
Bm110	370	-	345	*	*

Predisposizione consigliata
Suggested configuration




Pullegge a disegno *Custom made pulleys*

Pullegge ricavate da fusioni o laminati, in materiali metallici o plastici. Pullegge equilibrate.

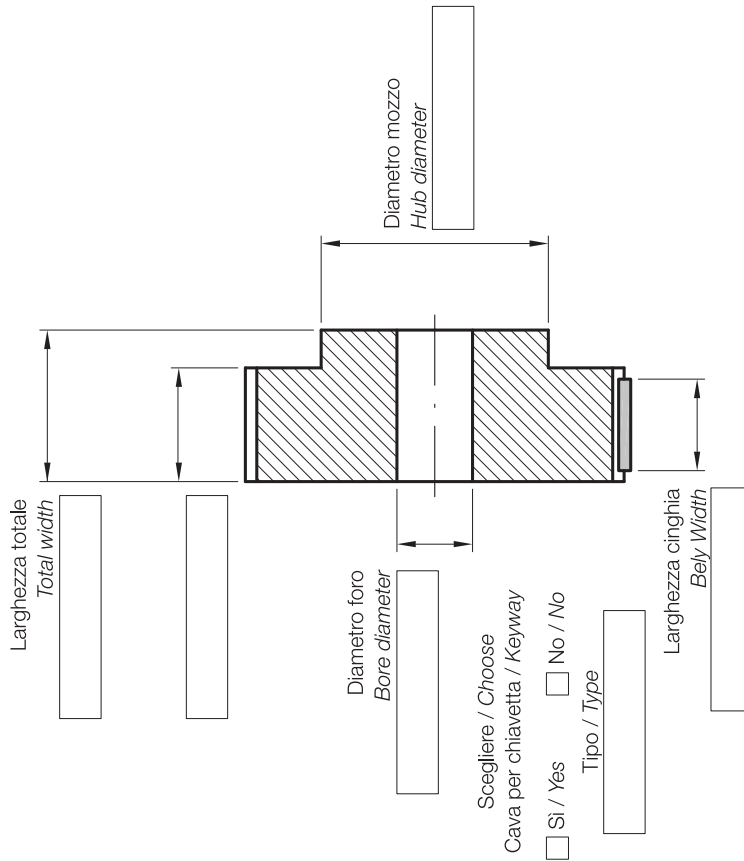
Cast pulleys or from laminated material in metal or plastic. Balanced pulleys.

Pullegge realizzate con profili standard o speciali.

Standard or special profile pulleys.



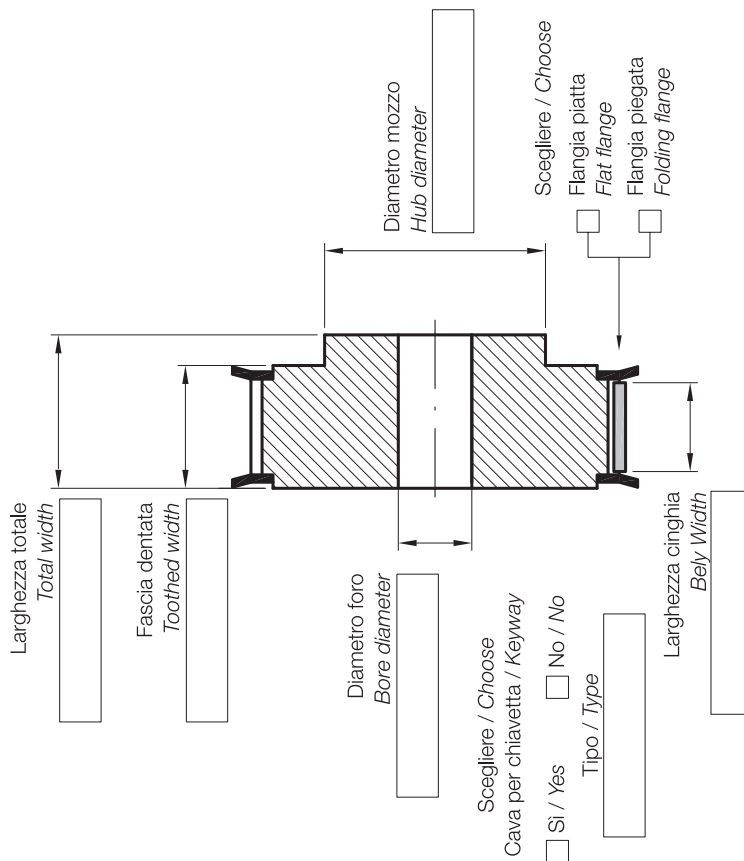
Puleggia con mozzo senza flange - Tipo (B)
 Pulley with hub, no flanges - Type (B)



Materiale / Material _____
 Trattamento / Treatment _____
 N° denti / Teeth nr _____
 Profilo e passo / Profile and pitch _____
 Note / Notes _____

Riferimento n° / Reference nr _____

Puleggia con mozzo e flange - Tipo (A)
 Pulley with hub and flanges - Type (A)



Materiale / Material _____
 Trattamento / Treatment _____
 N° denti / Teeth nr _____
 Profilo e passo / Profile and pitch _____
 Codice flangia / Flange code _____
 Note / Notes _____

Riferimento n° / Reference nr _____



Schizzo per pulegge dentate a disegno
Design sketch for custom made timing pulleys

Puleggia senza mozzo e flange - Tipo (D)
Pulley without hub and flanges - Type (D)

Larghezza totale = Fascia dentata
 Total width = Toothed width

Diametro foro
 Bore diameter

Scegliere / Choose
 Cava per chiave / Keyway
 Sì / Yes No / No

Tipo / Type

Larghezza cinghia
 Belt Width

Scegliere / Choose
 Flangia piatta / Flat flange
 Flangia piegata / Folding flange

Materiale / Material _____
 Trattamento / Treatment _____
 N° denti / Teeth nr _____
 Profilo e passo / Profile and pitch _____
 Note / Notes _____

Riferimento n° / Reference nr

Puleggia senza mozzo con flange - Tipo (C)
Pulley with flanges, no hub - Type (C)

Larghezza totale = Fascia dentata
 Total width = Toothed width

Diametro foro
 Bore diameter

Scegliere / Choose
 Cava per chiave / Keyway
 Sì / Yes No / No

Tipo / Type

Larghezza cinghia
 Belt Width

Scegliere / Choose
 Flangia piatta / Flat flange
 Flangia piegata / Folding flange

Materiale / Material _____
 Trattamento / Treatment _____
 N° denti / Teeth nr _____
 Profilo e passo / Profile and pitch _____
 Codice flangia / Flange code _____
 Note / Notes _____

Riferimento n° / Reference nr





MOTECH SPA

unità produttiva: via Salvemini,20 41123 Modena (MO) 41123 tel. +39 059 454296 - fax +39 059 451693

filiale: via Medaglie d'oro,12/14 Usmate Velate (MB) 20865 tel. +39 039 670671 - fax +39 039 6754896

www.motech-italia.com

info@motech-italia.com